



AICES ANNUAL REPORT

2016



TABLE OF CONTENTS

AICES Structure	3
AICES MEMBERS.....	4
AICES and CIS Officials.....	8
AICES Calendar	10
SPORTS REPORTS.....	11
GOLF	12
SOFTBALL.....	13
NETBALL.....	14
BASKETBALL - BOYS.....	17
BASKETBALL - GIRLS	21
HOCKEY - GIRLS.....	24
HOCKEY – BOYS.....	26
FOOTBALL – BOYS	27
FOOTBALL – GIRLS.....	30
RUGBY UNION.....	32
TENNIS	34
TOUCH FOOTBALL.....	38
WATERPOLO	45
SURFING	Error! Bookmark not defined.
CRICKET	48
MAJOR CARNIVALS	51
SWIMMING.....	52
CROSS COUNTRY.....	93
ATHLETICS.....	116
SPORTS.....	173
POINTSCORE.....	173
SUMMARY	173
2016 AWARDS	176
AICES COLOURS 2016	177
HONOURS 2016.....	180



AICES Structure

Position	Name	School
Chairman	Mr Brian Kennelly	Kinross Wolaroi School
Governing Body		
CDSSA	Mr John Hamey	Moriah College
SASSA	Mr Tony Cummings	Shellharbour AC
HZSA	Mr Peter Fowler	Rouse Hill Anglican College
ISD	Mr David Pitcairn	Reddam House
SWISSA	Mr Jonathan Cannon	Redeemer Baptist School
HRIS	Mrs Michelle Kelly	St. Phillip's Christian College Gosford
NASSA	Mr David Knockles	Macarthur Anglican School
Association Convenors		
HRIS	Mr Tony Burgess	Hunter Valley Grammar School
HZSA	Ms Kirsten Jackson	Hills Zone Convenor
CDSSA	Mr Dom Helen	Moriah College
NASSA	Mr Wesley Horn	Macarthur Anglican College
SASSA	Ms Bronwyn Ainsworth	Nowra Anglican College
ISD	Mr Phil Kable	Reddam House
WAS	Mr Joseph Priest	Kinross Wolaroi School
SWISSA	Mr Ken Shaw	Redeemer Baptist School
Executive Officer	Mr Greg Aitken	AICES
Admin Assistant	Mrs Cate Aitken	AICES



AICES MEMBERS

AICES Membership Totals 2015

YEAR	CDSSA	HRIS	SASSA	WAS	NASSA	HZSA	ISD	SWISSA	TOTAL
2008	2788	4357	1175	1370	3980	4347	1931	NA	19948
2009	2789	4891	1415	1271	3873	3968	2713	1545	22465
2010	2925	5017	1531	1243	3828	4009	2743	1393	22689
2011	2618	5279	1592	1270	3786	3970	1913	1401	21829
2012	2540	5394	1358	1307	4119	4216	2016	1381	22331
2013	2702	5999	1572	1477	4237	4361	2025	1572	23945
2014	2928	6380	1192	1522	4288	4469	2247	1583	24609
2015	2997	6407	1232	1514	4422	4655	3341	1530	26098

All figures based in August DEEWR Census
 2016 Levies were based on 2015 DEEWR information

Association Membership Totals

CDSSA	2006	2007	2008	2009	2010	2011	2012	2013	2014	2015
Emanuel School	301	349	350	355	365	362	357	376	399	424
Galstaun College								119	100	107
Heritage College Sydney	100	104	99	113	118	108	122	124	137	118
International Football School								99	156	190
International Grammar School	511	521	550	540	547	557	582	570	576	588
Moriah College	886	887	862	852	861	832	827	837	838	822
Pal College					198	-	-	-	-	-
Pittwater House	373	362	343	372	344	352	347	364	416	456
SEDA										25
Sydney Adventist College	307	307	252	241	196	156	-	-	-	-
The Mc Donald College	308	311	332	316	296	251	219	213	214	200
Youth off The Streets							86	40	92	67
	2,786	2,841	2,788	2,789	2,925	2,618	2,540	2,742	2,928	2,997



HRIS	2006	2007	2008	2009	2010	2011	2012	2013	2014	2015
Avondale School	455	471	468	479	439	449	464	452	423	417
Bishop Tyrell Anglican College	358	387	394	397	361	364	353	366	377	392
Calrossy AS	98	107	104	99	189	170	353	387	620	597
Central Coast Adventist	429	445	468	471	455	482	479	486	477	428
Heritage College C	30	39	39	36	38	43	33	51	71	90
Hunter Valley Grammar School	550	555	503	538	539	515	527	577	602	636
Lakes Grammar School	140	170	198	250	332	380	433	428	446	418
Macquarie College	302	317	325	334	360	378	387	401	414	399
Manning Valley Anglican College	51	61	79	107	121	136	120	133	114	126
Newcastle Grammar School	503	507	487	503	498	513	516	485	442	449
Scone Grammar School	158	169	163	192	191	215	234	264	259	239
St Columba Anglican School	181	242	244	267	294	316	397	437	495	528
St Phillip's Christian College Cessnock				83	113	151	217	275	310	379
St Phillip's Christian College Gosford				234	170	187	210	335	262	242
St Phillip's Christian College Newcastle	565	565	569	569	600	629	664	676	665	671
St Phillip's Christian College PS	301	322	316	332	317	351	360	367	403	396
	4,121	4,357	4,357	4,891	5,017	5,279	5,747	6,120	6,380	6,407

HZSA	2006	2007	2008	2009	2010	2011	2012	2013	2014	2015
Arden Anglican	227	270	272	321	364	376	410	436	441	456
Arndell Anglican College	604	603	605	471	456	440	468	527	571	606
Australian International Academy, K										37
Hills Adventist College		23	56	56	71	111	158	176	217	245
Masada	346	314	344	321	353	334	315	299	285	271
Montgrove College							43	68	94	121
Northholm Grammar	470	440	404	395	368	334	321	331	335	325
Rouse Hill Anglican College	361	435	457	509	539	537	566	620	656	691
Tangara School	216	245	248	277	280	296	288	252	228	212
The Hills Grammar School	700	706	705	634	594	556	557	515	489	517
William Clarke College	994	1011	996	984	984	986	982	998	1003	1020
Wollemi College						109	108	139	150	154
	3,918	4,047	4,087	3,968	4,009	4,079	4,216	4,361	4,469	4,655



ISD	2006	2007	2008	2009	2010	2011	2012	2013	2014	2015
Al Sadiq College				79	103	135	176	203	239	253
Al Zahra College									101	-
Australian International Academy P	200	208	185	206	205	200	209	196	199	199
Belfield College										102
Gleanaeon Rudolf Steiner School	270	229	188	227	193	146	192	193	215	218
Macleay Vocational College		49	49	72	72	80	87	-	-	-
Macquarie Grammar						106	-	-	-	98
Malek Fahd Islamic School		780	780	895	-	-	-	-	-	-
Reddam House	320	332	360	508	444	450	444	474	496	553
Amity (Sule) College	243	328	351	632	730	692	706	749	752	-
Sydney Montessori			18	17	30	28	37	-	-	-
Unity Grammar				77	77	108	165	180	245	287
	1,033	1,926	1,931	2,713	1,854	1,945	2,016	1,995	2,247	2,472

NASSA	2006	2007	2008	2009	2010	2011	2012	2013	2014	2015
Broughton Anglican College	684	650	653	549	497	478	483	476	488	514
Georges River Grammar	501	494	465	467	423	429	412	414	409	435
Macarthur Anglican School	598	565	538	521	530	475	464	471	449	456
Penrith Anglican College	558	592	622	659	668	673	669	672	654	640
St Luke's Grammar	485	488	487	480	500	512	515	548	557	578
The Illawarra Grammar School	661	642	612	600	597	595	571	572	578	528
Thomas Hassall Anglican College	531	583	603	597	613	624	692	724	751	829
Wollondilly AC							313	361	402	442
	4,018	4,014	3,980	3,873	3,828	3,786	4,119	4,238	4,288	4,422

SASSA	2006	2007	2008	2009	2010	2011	2012	2013	2014	2015
Nowra Anglican	480	484	488	415	421	424	414	428	420	441
Sapphire Coast AC				154	158	193	199	189	185	186
Shellharbour Anglican	123	220	178	249	235	247	315	352	351	385
Shoalhaven Anglican School			245	235	232	230	190	167	-	-
St Peters Anglican	85	94	93	158	168	212	240	261	236	220
Wollondilly AC	164	185	171	204	224	286	-	-	-	442
	852	983	1,175	1,415	1,438	1,592	1,358	1,397	1,192	1,232

SWISSA	2006	2007	2008	2009	2010	2011	2012	2013	2014	2015
All Saints Grammar				307	318	314	292	280	282	272
Redeemer Baptist School				162	154	158	166	178	187	176
St Euphemia College				312	315	332	353	385	401	394
St Marks College				363	333	323	342	361	355	351
St Marouns College				310	273	274	228	204	183	176
St Mary & St Mina's Coptic College								164	175	161
				1,454	1,393	1,401	1,381	1,572	1,583	1,530



WAS	2006	2007	2008	2009	2010	2011	2012	2013	2014	2015
All Saints College	387	341	303	283	250	262	285	313	320	333
Kinross Wolaroi	717	742	771	770	769	745	766	761	775	763
Korowal School								120	129	123
Macquarie Anglican Grammar School	93	81	93	-	-	-	-	-	-	-
Orange Grammar				19	21	56	67	82	100	92
The Scots School Bathurst	208	201	203	199	203	207	189	201	198	203
	1,405	1,365	1,370	1,271	1,243	1,270	1,307	1,477	1,522	1,514

TOTAL	18,133	19,533	19,688	22,374	21,707	21,970	22,684	23,902	24,609	25,229
--------------	---------------	---------------	---------------	---------------	---------------	---------------	---------------	---------------	---------------	---------------



AICES and CIS Officials

Convenors 2016

Sport	Convenor	Coach	Assistant Coach	Manager	AICES Selector for CIS
Athletics	Greg Aitken	N/A	N/A	Greg Aitken	N/A
Baseball	Todd Southcombe - TIGS	N/A	N/A	Greg Aitken	N/A
Basketball Boys 1sts	Corey Stamp - ASG	Terrence Johnson CCAS	N/A	Penny Page - CCAS	Terrence Johnson - CCAS
Basketball Boys 2nds		Joel Ramirez - BAC	N/A	Penny Page - CCAS	N/A
Basketball Girls	Lorraine Keith - HVGS	Kylee Lane - TIGS	N/A	Mel Smith - SPCC C	Lorraine Keith - HVGS
Cricket Girls	Jimmy Malcourt - WCC	N/A	N/A	N/A	Jimmy Malcourt - WCC
Cricket Boys	Ken Shaw - RBS	N/A	N/A	N/A	Ken Shaw - RBS
Cross Country	Greg Aitken	N/A	N/A	Greg Aitken	N/A
Diving	Greg Aitken	N/A	N/A	N/A	N/A
Golf	Greg Aitken	N/A	N/A	N/A	N/A
Hockey Girls Opens	Sharon Coutts - NGS	Joe Priest - KWS	N/A	Bardi Mannix - OGS	Sharon Coutts - NGS
Hockey Girls 16yrs	N/A	Joe Priest - KWS	N/A	Bardi Mannix - OGS	Sharon Coutts - NGS
Hockey Boys	Paul Burns - BAC	Alex Mackay - BAC	N/A		Paul Burns - BAC
Netball Opens	Jenny Lee - AAS Sue Barnett - PHS	Kelly Strong - WCC	Nicole Lombardo - AAC		Sue Barnett - PHS
Netball 15yrs		Ashley Patterson - AAC	Melissa Collins - AAS		Jenny Lee - AAS
Rugby League	Phil Schaefer - GRG	N/A	N/A	N/A	N/A
Football Boys	Muhammad Khodr UG	Wes Horne - MAS	Gavin Thomas - IFS		Muhammad Khodr UG
Football Girls	Dean Zaccaria - AIA	Greg Asquith - LGS	Adrian Deck - TIGS		Dean Zaccaria - AIA
Softball - Girls	Amanda Houison - PAC	Amanda Houison - PAC	N/A	Ron Houison - PAC	Amanda Houison - PAC
Softball - Boys	Amanda Houison - PAC	N/A	N/A	N/A	N/A
Surfing	Aaron Nadel - PHS	N/A	N/A	N/A	N/A
Swimming	Greg Aitken	N/A	N/A	Greg Aitken	N/A
Tennis Boys	Greg Aitken	N/A	N/A	N/A	N/A
Tennis Girls	Greg Aitken	N/A	N/A	N/A	N/A
Touch Football Boys Opens	Phil Kable - RH	Phil Kable - RH			
Touch Football Girls Opens		Janine Hinds - RH			
Touch Football Boys 15yrs		Linden Simmons - WCC			
Touch Football Girls 15yrs		Justine Wachman (RH)			
Triathlon	Bruce Thomas RHAC	N/A	N/A	N/A	N/A
Volleyball	Anastasia Rompies - ASG	N/A	N/A	N/A	N/A
Water Polo Boys	Matthew Carter - RH	Matthew Carter - RH	Graeme Hudson - PH		Matthew Carter - RH
Water Polo Girls	Greg Aitken	N/A	N/A	Riley Spark - PHS	Riley Spark - PHS



CIS Sports Convenors

Football Boys	Dom Helene	Moriah College	CDSSA
Hockey Boys	Ian Scott	Calrossy Anglican School	HRIS
Rugby League	Phil Schaefer	Georges River Grammar	NASSA
Softball Boys	Amanda Houison	Penrith Anglican College	NASSA
Touch Football	Yass Sidaros	Hills Grammar School	HZSA
Triathlon	Bruce Thomas	Rouse Hill AC	HZSA

Summary of Association Duties

	CDSSA	HRIS	SASSA	WAS	ISD	SWISS A	NASSA	HZSA	AICES
Number of Convenors	2	1	0	0	3	3	6	5	7
Number of Coaches/Managers/Selectors	3	7	0	4	6	1	12	7	4
Total	5	8	0	4	9	4	18	12	11
Average Students in association per official supplied	599	801	1232	378	371	382	245	387	N/A

The AICES average is 367 students in each association for each official required. This means that for equality amongst Associations a score in the 300's is required. Those with a score below 350 are supplying more than their fair share and those with score higher than 600 are not supplying enough officials. This does not include Swimming, XC or Athletics as these are allocated based on association population.



AICES Calendar

Event	Date	Venue
AICES Softball Training (SOP Blacktown)	Wednesday February 10	Blacktown
AICES Girls Open Tennis Trials	Thursday February 11	Cintra Pk
AICES Boys Open Tennis Trials	Friday February 12	Cintra Pk
AICES Schools Basketball Championships (Castle Hill)	Tuesday February 16	Hills Stadium
AICES Boys Basketball Trials (Castle Hill)	Wednesday February 24	Hills Stadium
AICES Girls Basketball Trials (Illawarra)	Thursday February 25	Illawarra Sports Stadium
AICES Schools Tennis Cup	Friday March 18	Cintra Pk
AICES 16yrs Girls Hockey Trials (Newcastle)	Monday March 21	Newcastle
AICES Swimming Championships	Wednesday March 30	SOPAC
AICES 15 Netball Trials (Castle Hill)	Thursday May 5	Hills Stadium
AICES Open Hockey Trials (Bathurst)	Monday May 9	Bathurst
AICES Football Trials (Valentine Pk)	Friday May 13	Valentine Park
AICES Touch Football Trials (Penrith)	Thursday May 19	Penrith
AICES Rugby Union Trials (T G Milner)	Wednesday May 25	T G Milner
AICES Open Netball Trials (Castle Hill)	Thursday May 26	Hills Stadium
AICES Cross Country Championships	Thursday June 2	SIEC Equestrian
AICES Netball Cup 15 & Opens (Castle Hill)	Wednesday June 8	Hills Stadium
AICES Rugby Cup 15 & Opens (Hills Grammar)	Thursday June 9	T G Milner
AICES Rugby Camp (Narrabeen)	17th - 19th June	Narrabeen
AICES 15 Football Championships (Valentine Pk)	Wednesday 22nd June	Valentine Park
AICES Athletics	Wednesday August 31	SOP Athletics
AICES 15yrs Basketball Championships	Wednesday October 26	Hills Stadium
AICES Surfing Championships	Thursday 17th November	Cronulla
AICES Girls 15 Tennis Trials	Thursday November 10	Cintra Pk
AICES Boys 15 Tennis Trials	Friday November 11	Cintra Pk
AICES Cricket Trials	Thursday October 13	SCG Nets
AICES Softball Trials (SOP Blacktown)	Thursday November 3	Blacktown
AICES Water Polo Championships	Thursday October 27	SOPAC



SPORTS REPORTS



GOLF

Officials

	Name	School	Association
Convenor	Greg Aitken	AICES	

Report on AICES Trials / Championships

No AICES Trials – Direct access to CIS by member schools

AICES Students Selected for CIS

Name	School
Chad McKey	Avondale School
Connor Benjamin	St Phillips, PS
James Conran	Kinross Wolaroi School

All Schools Representative

Name	School
James Conran	Kinross Wolaroi School

SOFTBALL

Officials

	Name	School	Association
Convenor	Amanda Houison	Penrith AC	NASSA
Coach	Amanda Houison	Penrith AC	NASSA
	Ron Houison	Penrith AC	NASSA

AICES SOFTBALL 2016

Win – 4pts, Draw – 2pts, Loss - 1 pt, Forfeit – 0 pts

	HRIS	NASSA	HZSA	Totals	Place
HRIS		1 21-1	1 18-1	2	3
NASSA	4 21-1		4 12-0	8	1
HZSA	4 18-1	1 12-0		5	5

The following girls were selected to compete at the CIS Carnival in 2017

AICES Softball Team for 2017

Jessica Alvaro	Masada College	Sara Mallison	William Clarke College
Claudia Alvaro	Masada College	Georgia Murray	Penrith AC
Jessica Anderson	Northholm GS	Alyssa Ribarovski	Georges River GS
Madison Baker	Macarthur AS	Jorja-Kate Ryan	Penrith AC
Breanna Evans	Thomas Hassell AC	Lucy Schuster	Penrith AC
Lily Jehn	Northholm GS	Sara Mallison	William Clarke College

NETBALL

Officials

	Name	School	Association
Convenors	Jenny Lee	William Clarke College	HZSA
	Sue Barnett	Pittwater House	CDSSA
Open Coaches	Kelly Strong Nicole Lombardo	William Clarke College Arndell Anglican College	HZSA HZSA
15 Coaches	Ashley Patterson Melissa Collins	Arndell Anglican College Arden Anglican School	HZSA HZSA

Report on AICES Trials / Championships

Girls 15yrs Competition

	HZSA	CDSSA	HRIS	NASSA	SASSA	ISD	Points	Final Place
HZSA		4 26-17	1 18-29	1 19-61	4 34-15	4 19-18	14	3
CDSSA	1 17-26		1 17-47	1 19-43	4 22-14	4 27-19	11	4
HRIS	4 29-14	4 47-17		1 13-31	4 42-17	4 56-15	17	2
NASSA	4 61-19	4 43-19	4 31-13		4 76-4	4 54-11	20	1
SASSA	1 15-34	1 14-22	1 17-42	1 4-76		1 8-45	5	6
ISD	1 18-19	1 19-27	1 15-56	1 11-54	4 45-8		8	5

AICES Girls 15yrs Team

Hayley Biddulph	St Luke's GS
Sarah Bonello	William Clarke College
Abbey Brown	Georges River GS
Olivia Glanville	Lakes Grammar AS
Kitty Henderson	St Luke's GS
Charlotte Jones	Broughton AC
Hannah Leechman	Arndell AC
Claire O'Brien	Hunter Valley GS
Elles Van der Maas	St Luke's GS
Hannah Victor	William Clarke College



Girls Open Competition

	CDSSA	HRIS	HZSA	NASSA	WAS	SASSA	SWISSA	Totals	Place
CDSSA		 11-36	4 29-24	 14-33	 15-30	4 40-15	4 19-10	15	=3
HRIS	4 36-11		4 31-24	4 41-9	4 31-17	4 38-6	4 28-4	24	1
HZSA	 24-29	 24-31		 21-26	4 27-24	4 47-15	4 31-12	15	=3
NASSA	4 33-14	 9-41	4 26-21		4 24-21	4 37-19	4 28-4	21	2
WAS	4 30-15	 17-31	 24-27	 21-24		4 33-12	4 34-5	15	=3
SASSA	 15-40	 6-38	 15-47	19-37	 12-33		4 20-13	6	6
SWISSA	 10-19	 4-28	 12-31	 4-28	 5-34	 13-20		7	7

AICES Girls Opens Team

Libby Cramption	All Saints College
Laura Henderson	Georges River GS
Tyra Hugill	Pittwater House
Nakita Jackson	Macquarie College
Sally Jenkins	St Columba AS
Alice Litchfield	Kinross Wolaroi
Moana Ngatuvai	Hunter Valley GS
Madeleine Ogilvy	The Scots School
Ruby Pallone	The Illawarra GS
Bailee Relf	St Philip's PS
Latika Tombs	Pittwater House

AICES Students Selected for CIS 15yrs

Name	School
Elles Van der Maas	St Luke's GS
Kitty Henderson	St Luke's GS
Sarah Bonello	William Clarke College



AICES Netball Cup

The AICES Netball Cup was held at Hills Stadium this year. OPENS won by Arndell Anglican College and 15years won by St Lukes Grammar School

Girls Opens

	GRGS	WCC	AAS	TIGS	AAC	LGS	Points	Pool Place
GRGS		4 17-15	4 43-11	4 27-17	1 20-30	4 30-19	17	2
WCC	1 15-17		4 24-11	4 18-5	1 9-19	1 7-17	11	4
AAS	1 11-43	1 11-24		1 23-27	1 13-39	1 15-27	5	6
TIGS	1 17-27	1 5-18	1 1-36		4 27-23	1 2-27	8	5
AAC	4 30-20	4 19-9	4 39-13	4 36-1		4 23-9	20	1
LGS	1 19-20	4 17-7	4 27-15	4 27-2	1 9-23		14	3

Girls 15 yrs

	WCC	AAC	AAS	TIGS	LGS	SLGS	Points	Place
WCC		4 31-17	4 28-19	4 42-2	4 34-5	1 17-39	17	2
AAC	1 17-31		1 26-27	4 28-3	4 42-4	1 12-36	11	4
AAS	1 19-28	4 27-26		4 40-4	4 41-8	1 14-29	14	3
TIGS	1 2-42	1 3-28	1 4-40		1 8-19	1 5-57	5	6
LGS	1 5-34	1 4-42	1 8-41	4 19-8		1 3-64	8	5
SLGS	4 39-17	4 36-12	4 29-14	4 57-5	4 64-3		20	1

BASKETBALL - BOYS

Officials

	Name	School	Association
Convenor	Corey Stamp	All Saints Grammar	SWISSA
Coach 1st	Terrence Johnson	Central Coast AS	HRIS
Manager 1st	Penny Page	Central Coast AS	HRIS
Coach 2nds	Joel Ramirez	Broughton Anglican C	NASSA
Manager 2nds	Penny Page	Central Coast AS	HRIS

Report on AICES Trials / Championships

OPENS

	NASSA	ISD	CDSSA	WAS	HRIS	HZSA	SASSA	SWISSA	Pool Place
NASSA		4 63-23	4 71-31	4 47-32					1
ISD	1 23-63		1 37-48	1 35-47					4
CDSSA	1 31-71	4 48-37		1 34-48					3
WAS	1 32-47	447-35	4 48-34						2
HRIS						1 30-47	4 65-30	4 74-37	2
HZSA					4 47-30		4 51-32	4 78-23	1
SASSA					1 30-74	1 32-51		1 32-55	4
SWISSA					1 37-74	1 23-78	4 55-32		3

Finals

1st Pool A	Game 1 V	2nd Pool B	Court 1
NASSA	43-58	HRIS	HRIS
1st Pool B	Game 2 V	2nd Pool A	Court 2
HZSA	63-38	WAS	HZSA
3rd Pool A	Game 3 V	3rd Pool B	Court 3
CDSSA	48-47	SWISSA	CDSSA
4th Pool A	Game 4 V	4th Pool B	Court 4
ISD	42-38	SASSA	ISD
Winner Game 1	1st & 2nd V	Winner Game 2	Court 1
HRIS	47-30	HZSA	HRIS

Winners – HRIS



AICES Boys Open Teams

Team	Surname	First	School
1st	Adriel	Carino	Rouse Hill AC
1st	Codie	Cooper	Reddam House
1st	Jonah	Armstrong	Macquarie College
1st	Jaylen	Maua	Central Coast AS
1st	Nelson	Lee	St Columba AS
1st	Tim	Beckhouse	St Phillip's CC N
1st	Aidan	Zlotnick	Emanuel School
1st	Zack	Stosic	Northholm GS
1st	Jack	Toohey	Northholm GS
1st	Lachlan	Beavis	Hunter Valley GS
1st	Christian	Maran	Thomas Hassell AC
2nd	Jack	Schumacher	All Saints College
2nd	Ethan	Hartzenberg	Georges River GS
2nd	Emmanuel	Edwards	Georges River GS
2nd	Jacob	Boehm	Hills Adventist
2nd	Tom	Craft	All Saints College
2nd	Justin	Streater	Broughton AC
2nd	Joe	Hale	St Luke's GS
2nd	Izaac	Lalor	Calrossy AS
2nd	Lachlan	Wilkinson	All Saints College



I5yrs Competition

	HZSA	CDSSA	HRIS	NASSA	SASSA	ISD	Points	Final Place
HZSA		4 32-11	1 24-29	4 32-26	4 31-26	4 35-23	17	2
CDSSA	1 11-32		1 12-51	1 17-43	1 30-35	1 27-38	5	6
HRIS	4 29-24	4 51-12		4 63-34	4 53-13	4 26-24	20	1
NASSA	1 26-32	4 43-17	1 34-63		4 24-17	1 33-44	11	4
SASSA	1 26-31	4 35-30	1 13-53	1 17-24		1 9-24	8	5
ISD	1 13-35	4 38-27	1 24-26	4 44-33	4 24-9		14	3



AICES Boys Basketball Cup

	St Lukes	All Saints	St Euphemia	Northholm	CCAS	Moriah	Pool Final Place
St Lukes		4 31-15	4 48-19				1
All Saints	1 15-31		4 49-20				2
St Euphemia	1 19-48	1 20-49					3
Northholm					2 32-32	4 31-8	1
Central Coast AS				2 32-32		4 31-18	2
Moriah				1 8-31	1 18-31		3

1st Pool A	St Lukes	29-25	Central Coast	2nd Pool B
1st Pool B	Northholm	33-21	All Saints	2nd Pool A
3rd Pool A	St Euphemia	39-40	Moriah	3rd Pool B
Final	St Lukes	38-36	Northholm	Final

Winner – St Luke’s Grammar



BASKETBALL - GIRLS

Officials

	Name	School	Association
Convenor	Lorraine Keith	Hunter Valley Grammar	HRIS
Opens Coach	Kylee Lane	The Illawarra Grammar School	NASSA

15yrs Girls Championships

	HZSA	CDSSA	HRIS	NASSA	SASSA	ISD	Points	Final Place
HZSA		4 26-17	1 18-29	1 19-61	4 34-15	4 19-18	14	3
CDSSA	1 17-26		1 17-47	1 19-43	4 22-14	4 27-19	11	4
HRIS	4 29-14	4 47-17		1 13-31	4 42-17	4 56-15	17	2
NASSA	4 61-19	4 43-19	4 31-13		4 76-4	4 54-11	20	1
SASSA	1 15-34	1 14-22	1 17-42	1 4-76		1 8-45	5	6
ISD	1 18-19	1 19-27	1 15-56	1 11-54	4 45-8		8	5



AICES Opens Girls Trials / Championships

	NASSA	CDSSA	WAS	HRIS	HZSA	SASSA	Place
NASSA		4 66-23	4 62-21	4 52-31	4 52-31	4 70-14	1
CDSSA	1 23-66		4 34-31	1 10-66	1 16-32	4 24-17	4
WAS	1 21-62	1 31-34		1 23-52	1 24-31	4 28-27	5
HRIS	1 28-49	4 66-10	4 52-23		4 54-30	4 42-7	2
HZSA	1 31-52	4 32-16	4 31-24	1 30-54		4 51-18	3
SASSA	1 14-70	1 17-24	1 27-28	1 7-42	1 18-51		6

Winner – NASSA

AICES Open Team

Isabella	Carpenter	St Luke's GS
Bianca	Green	Hunter Valley GS
Tasmyn	Haynes	Georges River GS
Annie	Henderson	St Luke's GS
Georgia	Maher	St Luke's GS
Selina	McCloskey	Macquarie College
Olivia	Mills	St Luke's GS
Taina	Naividi	Central Coast AS
Maddison	Nowland	Bishop Tyrell AC
Neive	Roebuck	All Saints College

AICES Students Selected for CIS

Name	School	Team Selected In
Tasmyn Haynes	Georges River Grammar	CIS
Bianca Green	Hunter Valley Grammar School	CIS



AICES Girls Basketball Cup

	St Lukes	All Saints	Redeemer	Northholm	CCAS	Emanuel	Pool Final Place
St Lukes		4 46-14	4 74-3				1
All Saints	1 14-46		4 38-14				2
Redeemer	1 3-74	1 14-38					3
Northholm					1 23-26	4 27-14	2
CCAS				4 26-23		4 50-7	1
Emanuel				1 14-27	1 7-50		3

1st Pool A	St Lukes GS	40-20	Northholm GS	2nd Pool B
1st Pool B	Central Coast	38-9	All Saints	2nd Pool A
3rd Pool A	Redeemer	9-18	Emanuel	3rd Pool B
Final	St Lukes	39-14	Central Coast	Final

Winner – CCAS



HOCKEY - GIRLS

Officials

	Name	School	Association
Convenor	Sharon Coutts	Northholm GS	HZSA
Open Coach	Joe Priest	Kinross Wolaroi	WAS
I6 Coach	Joe Priest	Kinross Wolaroi	WAS

Report on AICES I6yrs Trials / Championships

	NASSA	HRIS	HZSA CDSSA	WAS	
NASSA		1 0-5	1 1-3	1 0-8	4
HRIS	4 5-0		4 4-1	1 1-5	2
HZSA CDSSA	4 3-1	1 1-4		1 1-4	3
WAS	4 8-0	4 5-1	4 4-1		1

Winner – WAS

AICES Girls I6yrs Team

Name	School	Name	School
Hayley Buckley	Penrith AC	Phoebe Litchfield	Kinross Wolaroi
Rachel Corbett-Jones	All Saints	Pip Mannix	Orange GS
Lucy Corbett-Jones	All Saints	Lexie Pickering	Pittwater House
Neve Dibley	Hunter Valley GS	Ava Robertson	Hunter Valley GS
Hannah Fawle	Pittwater House	Grace Schumacher	All Saints
Georgia Ferguson	Newcastle GS	Melissa Sherwood	Calrossy AS
Ella Hewat	St Philip's Newcastle	Claire Smallhorn	The Illawarra GS



AICES Opens Trials / Championships

	NASSA	HRIS	HZSA	WAS	Points	Place
NASSA		1 1-2	1 0-7	1 5-5	3	4
HRIS	4 2-1		4 2-1	1 1-2	9	2
HZSA	4 7-0	1 1-2		1 0-5	6	3
WAS	4 5-5	4 2-1	4 5-0		12	1

Winner - WAS

AICES Open Team

Name		School	Name		School
Emily	Chaffey	Calrossy	Lexie	Pickering	Pittwater House
Grace	Craig	Arden Anglican	Maddy	Russell	Hunter Valley GS
Neve	Dibley	Hunter Valley GS	Claire	Smallhorn	Illawarra GS
Asta	Johnson	Hunter Valley GS	Ally	Thurn	Kinross Wolaroi
Chloe	Johnston	Illawarra GS	Annabelle	Tierney	Kinross Wolaroi
Babs	King-Christopher	Kinross Wolaroi	Ella	Hewat	St Philip's N
Pip	Mannix	Orange Grammar	Rachel	Corbett-Jones	All Saints College
Abbey	Morris	St Philip's N			

AICES Students Selected for CIS

Name	School	Team Selected In
Lexie Pickering	Pittwater House	CIS 16yrs
Grace Schumacher	All Saints' College	CIS 16yrs
Claire Smallhorne	Illawarra Grammar	CIS 16yrs
Emily Chaffey	Calrossy Anglican School	CIS Open
Gace Craig	Arden Anglican School	CIS Open
Neve Dibley	Hunter Valley Grammar	CIS Open
Asta Johnson	Hunter Valley Grammar	CIS Open
Ally Thurn	Kinross Wolaroi School	CIS Open

HOCKEY – BOYS

Officials

	Name	School	Association
Convenor	Paul Burns	Broughton AC	NASSA
Coach	Alex Mackay	Broughton AC	NASSA

AICES Trials / Championships

	NASSA	HRIS	HZSA	WAS	Totals	Place
NASSA		0 0-1	1 0-12	2 3-3	3	4
HRIS	4 4-0		4 4-0	4 6-0	12	1
HZSA	4 12-0	1 0-4		4 6-0	9	2
WAS	2 3-3	1 0-6	1 0-6		4	3

Winner – HRIS

AICES Boys Open Team

Name		School	Name		School
Mitchell	Bisson	Newcastle GS	Matthew	Scott	Calrossy AS
Jeremy	Blakely	Calrossy AS	Alex	Taggart	Calrossy AS
Miles	Davies	Reddam House	Jack	Thompson	Georges River GS
Sam	Flude	The Scots School	Jack	Watson	Calrossy AS
Callum	McKay	Nowra AC	Harry	Williams	Kinross Wolaroi
Jack	Pickering	Pittwater House	Angus	Wolfgang	Calrossy AS
Sebastian	Rollings	Hunter Valley GS	Michael	Zenkis	Macarthur AS

AICES Students Selected for CIS

Name	School	Team Selected In
Miles Davies	Reddam House	CIS 16yrs & All Schools & SSA
Mitchell Bisson	Newcastle GS	CIS Opens
Jeremy Blakely	Calrossy AS	CIS Opens & All Schools
Miles Davies	Reddam House	CIS Opens
Callum McKay	Nowra AC	CIS Opens & All Schools
Jack Pickering	Pittwater House	CIS Opens & All Schools
Matthew Scott	Calrossy AS	CIS Opens

FOOTBALL – BOYS

Officials

	Name	School	Association
Convenor	Muhammad Khodr	Unity Grammar	ISD
Coach	Wes Horne	Macarthur AS	NASSA

AICES Boys 15yrs Football

	SASSA	NASSA	HRIS	CDSSA	HZSA	SWISSA	Points	Place
SASSA		1 1-3	1 0-3	1 0-6	1 1-3	2 1-1	6-13	6
NASSA	4 3-1		4 4-2	4 5-0	4 2-1	4 4-0	20+14	1
HRIS	4 3-0	1 2-4		4 2-0	4 2-0	4 5-1	17+13	2
CDSSA	4 5-0	1 0-6	1 0-2		4 2-1	2 1-1	120	3
HZSA	4 3-1	1 1-2	1 0-2	1 1-2		4 1-0	11-3	4
SWISSA	2 1-1	1 0-4	1 1-5	2 1-1	1 0-1		7-10	5

Winner - NASSA



Report on AICES Boys Open Trials / Championships

	NASSA	ISD	HZSA	SWISSA	SASSA	HRIS	CDSSA	Points	Place
NASSA		2 1-1	4 1-0	4 1-0				10 +2	2
ISD	2 1-1		4 2-0	4 3-0				10 +5	1
HZSA	1 0-1	1 0-2		2 0-0				4 -3	3
SWISSA	1 0-1	1 0-3	2 0-0					4 -4	4
SASSA						1 0-4	1 0-1	2 -1	3
HRIS					4 4-0		2 2-2	6 +4	1
CDSSA					4 1-0	2 2-2		6 +1	2

1 ST POOL A	FIELD 2	2 ND POOL B
ISD	1-1 (3-2)	CDSSA
1 ST POOL B	FIELD 3	2 ND POOL A
HRIS	0-1	NASSA
3 RD POOL A	FIELD 4	3 RD POOL B
HZSA	1-3	SASSA
4 TH POOL A		NO GAME
	GRAND FINAL	
ISD	2-1	NASSA

Winner – ISD



AICES Boys Open Team

Name		School	Name		School
Marley	Beeston	Reddam House	Mauro	Leon	Georges River
Cooper	Buswell	International FS	David	Malishev	The Hills GS
Darcy	Burgess	Reddam House	Charles	M'mombwa	Heritage College Sydney
Luke	DeBrot	Shellharbour AC	Bailey	Rule	Reddam House
Aref	El Chami	Unity Grammar	Bradley	Sibanda	International FS
Kent	Harrison	St Philip's N	Gianni	Stensness	The Pittwater House Schools
Zacharia	Hawchar	Unity Grammar	Thomas	Stewart	St Philip's Newcastle
Jordan	Koton	Moriah College	Samuel	Webb	Hunter Valley GS

AICES Students Selected for CIS

Name	School	Team Selected In
Cooper Buswell	International Football S	CIS Open
Darcy Burgess	Reddam House	CIS Open
Thomas Stewart	St Philip's N	CIS Open
Gianna Stensness	Pittwater House School	CIS Open



FOOTBALL – GIRLS

Officials

	Name	School	Association
Convenor	Dean Zaccaria	Australian IS	HZSA
Coach	Greg Asquith	Lakes Grammar	HRIS

AICES Girls 15yrs Football

	SASSA	NASSA	HRIS	CDSSA	HZSA	SWISSA	Points	Place
SASSA		1 0-4	1 3-6	1 3-8	1 3-6	1 1-2	5-16	6
NASSA	4 4-0		2 0-0	4 3-0	4 4-0	4 2-0	18+14	1
HRIS	4 6-3	2 0-0		2 1-1	4 3-0	4 1-0	16+7	2
CDSSA	4 8-3	1 0-4	2 1-1		4 5-0	4 4-0	15+10	3
HZSA	4 6-3	1 0-4	1 0-3	1 0-5		1 0-1	8-9	5
SWISSA	4 2-1	1 0-2	1 0-1	1 0-4	4 1-0		11-4	4

Winner – NASSA



AICES Trials / Championships

AICES Girls Open Team

Name		School	Name		School
Rhea	D'Mello	Thomas Hassall AC	Jenna	Kennedy	Hunter Valley GS
Zoe	Dribbus	Illawarra GS	Sarah	Moore	St Philip's Newcastle
Ashley	Dribbus	Illawarra GS	Kaylah	Pisani	International FS
Anastasia	Grozdanov	Illawarra GS	Erin	Pridmore	William Clarke College
Rebekah	Huttton	Illawarra GS	Caitlyn	Rogers	Rouse Hill AC
Ashley	Irwin	Penrith AC	Stephanie	Taylor	Thomas Hassall
Hannah	Jones	St Columba AS	Talie	Walton	Penrith AC
Lucy	Kell	Hunter Valley GS	Shelby	Wooton	Broughton AC

AICES Students Selected for CIS

Name	School	Team Selected In
Erin Pridmore	William Clarke College	CIS and All School's & SSA

RUGBY UNION

Officials

	Name	School	Association
Convenor	Rod Tuynman	Northholm GS	HZSA
I6 Coach	Daniel Toole	Nowra AC	CSSA
I6 Assistant Coach	Matthew Pickering	Nowra AC	CSSA
I6 Manager	Tim Dawson	Pacific Hills CS	CSSA
Opens Coach	James Barkell	Redham House	ISD
Opens Assistant Coach	Joel Rivers	Northern Suburbs RC	
Opens Manager	Rick Walker	Hunter Valley GS	HRIS

AICES I6 Years Team / Representatives

Name		School
Jahmeric	Afele	Mountain View AC
Jacob	Barrett	St Phillips C
Benson	Burgoyne	Macquarie College
Sam	Buster	Calrossy AS
Riley	Catts	Calrossy AS
Daniel	Darwall	William Clarke
Keiran	Fallon	Newcastle GS
Jackson	Forde	Nowra AC
Ben	Francis	Green Point CC
Joshua	Fullerton-Harvey	Illawarra GS
Ben	Grant	Calrossy AS
Sam	Gray	Calrossy AS
Tareq	Hall	St Phillips PS
Ethan	Hennessey	Illawarra GS
Mackenzie	Kay	Green Point CC
Tasman	Leach	Nowra AC
Ethan	Peters	Parkes CS
Louis	Potter	William Clarke
AJ	Pretorius	Calrossy AS
Kiteao	Tima	Richard Johnson AS
Jake	Urquhart	Carinya CS
Liam	Vanezis	Green Point CC
Aidan	Wearne	Nowra AC



AICES OPENS Team / Representatives

Name		School
Robert	Afele	Mountain View AC
William	Buster	Calrossy AS
James	Flaherty	Reddam
Jesse	Heslehurst	Nowra AC
David	Hines	Calrossy AS
Liam	Kelly	Hunter Valley GS
Philip	Fehoko-Fine	Macarthur AC
Benjamin	Meyer	Rouse Hill
Charles	Meyers	Calrossy AS
Josh	Nercessian	Green Point CC
Lealofisa	Papaliitele	Richard Johnson AS
Aron	Peters	Parkes CS
Cam	Pitts	St Lukes GS
Bai	Rabuku	Regents Park CS
Ben	Shelley	Green Point CC
Tyler	Sinhouser	Calrossy AS
James	Starkey	Hunter Valley GS
Ben	Tagg	Arndell College
Jacob	Till	Inaburra
Lochie	Urquhart	Carinya CS
Jacob	Van Dyke	Pittwater House
Ruben	Vermaak	Shellharbour
Nathan	Vougdis	Reddam

AICES Rugby Cup – Not held in 2015 due to lack of teams entries.



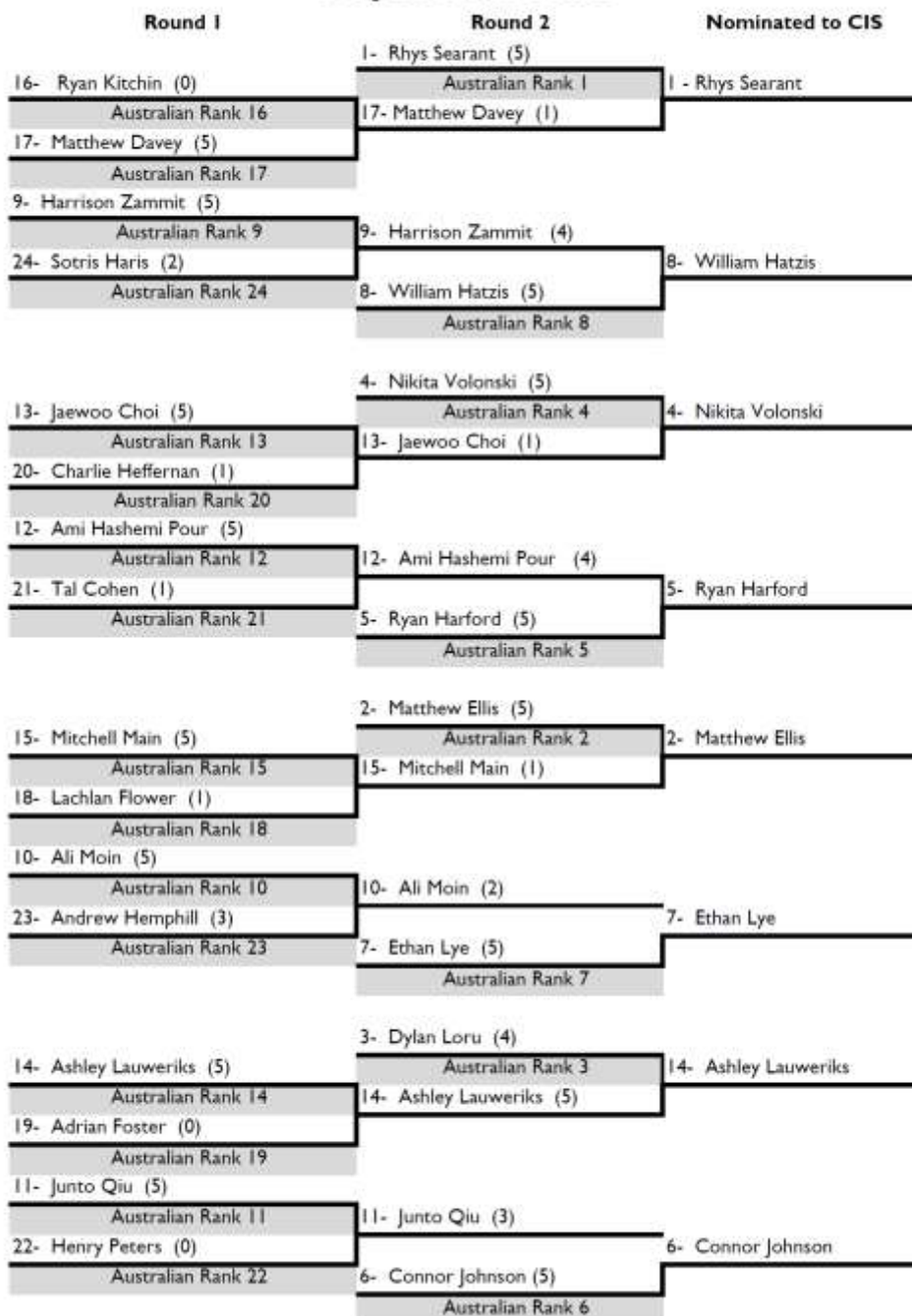
TENNIS

Officials

	Name	School	Association
Convenor	Greg Aitken		AICES

Report on AICES Open Trials / Championships

Boys Finals 2016



Girls Finals 2016


Round 1	Round 2	Nominated to CIS
16- Katie Christie (1) Australian Rank 16	1- Grace Schumacher (5) Australian Rank 1	1- Grace Schumacher
17- Bonnie Zhang (5) Australian Rank 17	17- Bonnie Zhang (0)	
	9- Chloe Katerdjian (0) Australian Rank 9	8- Nicci Vesley
	8- Nicci Vesley (5) Australian Rank 8	
	4- Lara Kaplan (5) Australian Rank 4	4- Lara Kaplan
	13- Meri Twigg (1) Australian Rank 13	
	12- Sophia Buccini (0) Australian Rank 12	5- Teodora Jovic
	5- Teodora Jovic (5) Australian Rank 5	
15- Sophie Mitchell Australian Rank 15	2- Jenna Kaplan (5) Australian Rank 2	2- Jenna Kaplan
18- Monique Vorster Australian Rank 18	18- Monique Vorster (0)	
	10- Daniela Novakovic (5) Australian Rank 10	10- Daniela Novakovic
	7- Madeline Bowron (0) Australian Rank 7	
	3- Anastatia Berezov (5) Australian Rank 3	3- Anastatia Berezov
	14- Layla Ibrahim (1) Australian Rank 14	
	11- Milka Jovic (0) Australian Rank 11	6- Uma Likic
	6- Uma Likic (5) Australian Rank 6	



AICES Students Selected for CIS

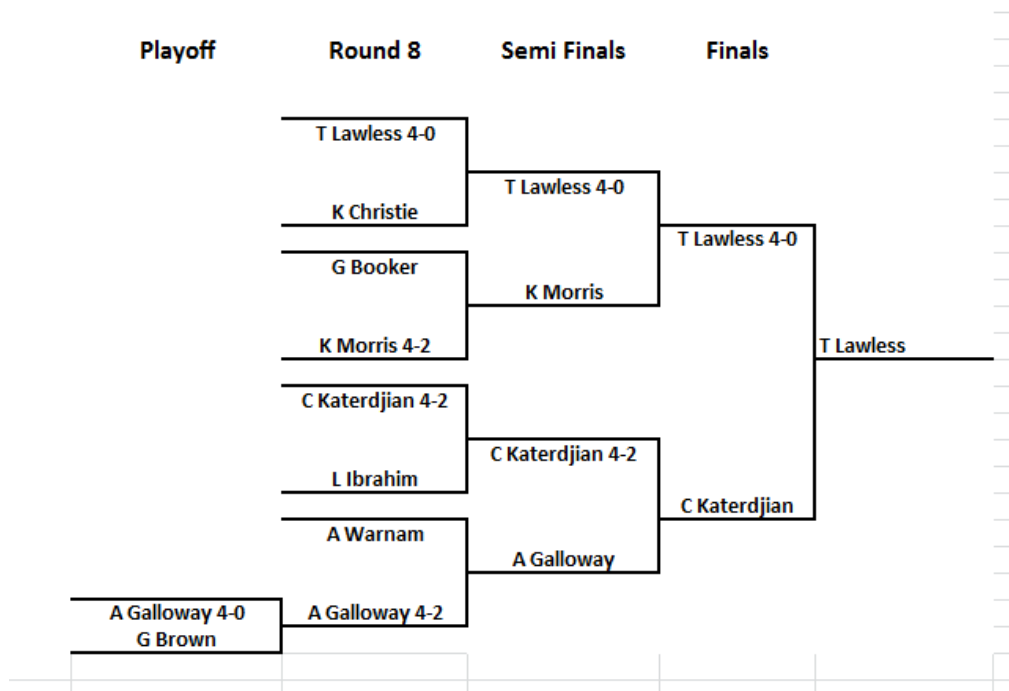
Name	School	Team Selected In
Rhys Searant	International Football School	CIS Opens
Matthew Ellis	International Football School	CIS Opens
Nikita Volonski	The McDonald College	CIS Opens
Connor Johnson	Broughton Anglican College	CIS Opens
Ethan Lye	The McDonald College	CIS Opens
Grace Schumacher	All Saints' College Bathurst	CIS Opens & All Schools
Anastasia Berezov	The McDonald College	CIS Opens
Teodora Jovic	International Football School	CIS Opens

Report on AICES 15yrs Boys Championships





Report on AICES 15yrs Girls Championships





TOUCH FOOTBALL

Officials

	Name	School	Association
Convenor	Phil Kable	Reddam House	ISD
Boys Open	Phil Kable	Reddam House	ISD
Boys 15 Years	Linden Simmons	William Clarke	HZSA
Girls Open	Janine Hinds	Reddam House	ISD
Boys 15 Years	Justine Wachman	Reddam House	ISD

Report on AICES Trials / Championships

Boys Open

	ISD	HZSA	HRIS	SASSA	NASSA	WAS	CDSSA	Points	Pool Place
ISD		2 4-4	2 2-2	4 7-2				8 +5	
HZSA	2 4-4		4 2-1	4 7-3				8 +5	
HRIS	2 2-2	1 1-2		4 7-0				7 +6	3
SASSA	1 2-7	1 3-7	1 0-7					3 -16	4
NASSA						4 1-0	4 6-0	8 +7	1
WAS					0 0-1		4 3-2	4 -0	2
CDSSA					1 0-6	2 2-3		3 -7	3



1 st Pool A	Game 1 V	2 nd Pool B
HZSA	6-3	WAS
1 st Pool B	Game 2 V	2 nd Pool A
NASSA	2-5	ISD
3 rd Pool A	5 th & 6 th V	3 rd Pool B
HRIS	8-1	CDSSA
Winner Game 1	1 st & 2 nd V	Winner Game 2
HZSA	5-7	ISD
Loser Game 1	3 rd & 4 th V	Loser Game 2
WAS	1-4	NASSA



Boys 15 Years

	NASSA	HRIS	CDSSA	SASSA	HZSA	SWISSA	WAS	Points	Pool Place
NASSA		1 3-6	4 7-1	4 6-1				9 +8	2
HRIS	4 6-3		4 7-0	4 7-3				12 +14	1
CDSSA	1 1-7	1 0-7		1 3-5				3 -15	4
SASSA	1 1-6	1 3-7	4 5-3					6 -7	3
HZSA						4 5-3	1 2-12	5 -8	2
SWISSA					1 3-5		1 1-8	2 -4	3
WAS					4 12-2	4 8-1		8 +17	1

1 st Pool A	Game 1 V	2 nd Pool B
HRIS	5-1	HZSA
1 st Pool B	Game 2 V	2 nd Pool A
WAS	5-4	NASSA
3 rd Pool A	5 th & 6 th V	3 rd Pool B
SASSA	7-0	SWISSA
Winner Game 1	1 st & 2 nd V	Winner Game 2
HRIS	6-2	WAS
Loser Game 1	3 rd & 4 th V	Loser Game 2
HZSA	1-10	NASSA



Girls Open

	HRIS	NASSA	SASSA	ISD	WAS	HZSA	CDSSA	Pool Place
HRIS		2 1-1	2 4-4	1 1-5				3
NASSA	2 1-1		4 3-1	1 1-4				2
SASSA	2 4-4	1 1-3		1 0-6				4
ISD	4 5-1	4 4-1	4 6-0					1
WAS						1 1-4	4 6-0	2
HZSA					4 4-1		4 7-1	1
CDSSA					1 0-6	1 1-7		3

1 st Pool A	Game 1 V	2 nd Pool B
HZSA	6-3	WAS
1 st Pool B	Game 2 V	2 nd Pool A
NASSA	2-5	ISD
3 rd Pool A	5 th & 6 th V	3 rd Pool B
HRIS	8-1	CDSSA
Winner Game 1	1 st & 2 nd V	Winner Game 2
HZSA	5-7	ISD
Loser Game 1	3 rd & 4 th V	Loser Game 2
WAS	1-4	NASSA



Girls 15 Years

	ISD	NASSA	SASSA	HZSA	CDSSA	HRIS	WAS	Points
ISD		1 0-2	4 7-3	4 5-3				9 +4
NASSA	4 2-0		4 8-0	4 8-1				12 +17
SASSA	1 3-7	1 0-8		1 1-3				3 -14
HZSA	1 3-5	1 1-8	4 3-1					6 -7
CDSSA						2 1-7	2 3-3	4 -6
HRIS					4 7-1		4 3-1	8 +8
WAS					2 3-3	1 1-3		4 -2

Ist Pool A	Game 1 V	2nd Pool B
NASSA	10-3	WAS
Ist Pool B	Game 2 V	2nd Pool A
HRIS	4-3	ISD
3rd Pool A	5 th & 6 th V	3rd Pool B
HZSA	5-1	CDSSA
Winner Game 1	1st & 2nd V	Winner Game 2
NASSA	5-2	HRIS
Loser Game 1	3rd & 4th V	Loser Game 2
WAS	0-8	ISD

AICES Team Lists

Boys 15yrs			Boys Open		
Tommy	Anderson	Central Coast AS	Sam	Begbie	St Columba AS
Joe	Begbie	St Columba AS	Chad	Mackey	Avondale School
Benson	Burgoyne	Macquarie College	Jordan	Pritchett	St Philip's PS
Alex	Catzikiris	Scone GS	Craig	Simpson	Kinross Wolaroi
Dylan	Hogan	Penrith AC	Connor	Wilkinson	Georges River GS
Harry	Isaacs	Orange GS	Hayden	Yates	Bishop Tyrrell AC
Kynan	Lane	Orange GS	Daniel	Guy	The Hills GS
Henry	Peters	Arndell AC	Karl	Jammal	The Hills GS
Jack	Riches	Lakes Grammar AS	Travis	Osborne	Roue Hill AC
Fletcher	Ryan	Kinross Wolaroi	Krystian	Papadopoulos	St Euphemia College
Preston	Simpson	Kinross Wolaroi	Joel	Rogers	Rouse Hill AC
Riley	Wilson	Arndell AC			

Girls 15yrs			Girls Open		
Tia	Geros	St Luke's GS	Brittany	Carroll	Hunter Valley GS
Bella	Geros	St Luke's CS	Lauryn	Crackett	Scone GS
Grace	McCahon	Penrith AC	Demi	Farrell	Scone GS
Kaleigh	McDonald	Penrith AC	Laney	Hessels	St Philips PS
Tegan	Dymock	Reddam House	Matilda	Offord	Macarthur AS
Tiajana	Gow	William Clarke	Madeleine	Ogilvy	The Scots School
Tia	Hinds		Kiarna	Dymock	Reddam House
Sophie	McAlpine	Arndell AC	Gabbi	Glaser	Reddam House
Jezebel	Navusolo	Lakes Grammar GS	Caitlin	Robinson	
Rosie	O'Brien	Scone GS	Caitlin	Rogers	Rouse Hill AC
Charlie	Rule	Reddam House	Allira	Simon	Shellharbour AC
Lucy	Starkey	Hunter Valley GS	Kristy	Wachman	Reddam House



AICES Students Selected for CIS

Name	School	Team
Joe Begie	St Columba Anglican School	CIS 15yrs
Dylan Hogan	Penrith Anglican College	CIS 15yrs
Jack Riches	Lakes Grammar	CIS 15yrs
Preston Simpson	Kinross Wolaroi School	CIS 15yrs
Tia Geros	St Luke's Grammar	CIS 15yrs
Isabella Geros	St Luke's Grammar	CIS 15yrs
Kaleigh McDonald	Penrith Anglican College	CIS 15yrs & All Schools
Grace McCahon	Penrith Anglican College	CIS 15yrs
Tia Hinds	Reddam House	CIS 15yrs
Rose O'Brien	Scone Grammar	CIS 15yrs
Sam Begbie	St Columba Anglican School	CIS Open
Jordan Pritchett	St Philip's Christian PS	CIS Open
Connor Wilkinson	Georges River Grammar	CIS Open
Travis Osborne	Rouse Hill Anglican	CIS Open
Brittany Carroll	Hunter Valley Grammar	CIS Open
Madeline Ogilvy	The Scots School	CIS Open
Kiarna Dymock	Reddam House	CIS Open
Caitlin Rogers	Rouse Hill Anglican	CIS Open
Kristy Wachman	Reddam House	CIS Open

WATERPOLO

Officials

	Name	School	Association
Convenor	Matthew Carter	Reddam House	ISD
Boys Manager	Graeme Hudson	Pittwater House	CDSSA
Girls Manager	Riley Sparke	Pittwater House	CDSSA
Boys 17yrs Coach	Matthew Carter	Reddam House	ISD

Report on Trials / Championships

BOYS

	RH	WCC	PH	SLGS	Place
RH		4 12-3	4 7-3	4 9-4	1
WCC	1 3-12		1 4-6	1 3-6	4
PH	1 3-7	4 6-4		1 3-15	3
SLGS	1 6-3	4 3-6	4 15-3		2

AICES Boys Team Lists

James	Finn	Pittwater House
Matthew	King	St Luke's GS
Hamish	Robertson	St Luke's GS
Jamie	Samuel	St Luke's GS
Jaiden	Fairhead	Reddam House
Joshua	Collins	Reddam House
Joshua	Stotski	Reddam House
Daniel	Milgrom	Reddam House
Sam	Rigby	Reddam House
Benjamin	Wilson	William Clarke
Cameron	Wilson	William Clarke



Girls

	TPHS	CAS	RH	SLGS	WCC	LGS	Pool Place
TPHS		1 4-6	4 3-1				2
CAS	4 6-4		4 7-3				1
RH	1 1-3	1 3-7					3
SLGS					4 10-1	4 18-3	1
WCC				1 1-10		1 3-16	3
LGS				1 3-18	4 16-3		2

1 st Pool 1	V	2 nd Pool 2
Calrossy	10-2	Lakes Grammar
1 st Pool 2	V	2 nd Pool 1
St Lukes	14-5	Pittwater House
3 rd Pool 1	V	3 rd Pool 2
Reddam House	12-5	William Clarke
Winner Final A	V	Winner Final B
St Lukes	20-5	Calrossy

AICES Girls Team Lists

Aimee Gladstone	St Luke's GS
Chloe Gladstone	St Luke's GS
Dallas Lowry	St Luke's GS
Catriona Henderson	St Luke's GS
Chelsea Lehman	Calrossy AS
Abby Griffiths	Calrossy AS
Jenna Rowe	Central Coast AS
Wren Lockhart	Pittwater House
Megan Shaw	Pittwater House
Whitney Akhurst	Lakes Grammar AS
Emma Holman	Kinross Wolaroi

AICES Students Selected for CIS

Name	School	Team Selected In
Joshua Collins	Reddam House	CIS
Matthew Sharpe	Reddam House	CIS
Isabella Faulder	Central Coast Adventist School	CIS



SURFING

Officials

	Name	School	Association
Convenor	Greg Aitken		AICES
Boys Manager			
Girls Manager			
Boys 17yrs Coach			

Results

Heat	Boys										Girls			
	THAC	SHI	SH2	TIGS	RH	NAC	SLGS	PHI	PH2	MC	SPPS	SPPS	PH	PH
1	5	1		2	4				3					
2			4			1	3	5		2				
3	5	1		3	2				4					
4			5			4	2	3		1				
5											2	4	1	3
6											3	4	1	2
7	5	4		2	1			3						
8			2			5	1		4	3				
9	5	2		4	3		1							
10			3			5		4	2	1				
11	5	1				3	2		4					
12			5	1	3			4		2				
13	5		4		2		1	3						
14		2		3		5			4	1				
15											1	5	2	3
16											4	3	1	2
17	5			3		4		1	2					
18		4	2		0		1			5				
19	5			3		4	2		1					
20		2	5		4			3		1				
Total	40	17	30	21	19	31	13	26	24	16	26		15	
Place	9th	2nd	7th	4th	3rd	8th	1st	6th	5th	N/A	N/A		1st	

N/A = Not all students from the same school

Best Wave Scores

Girls	1st	6.83	Tru Starling	PH
	2nd	6.4	Bella Granger	PH
Boys	1st	8.83	Adam Tarasenko	CCAS
	2nd	8.23	Tommy Golby-Smith	SLGS



CRICKET

Officials

	Name	School	Association
Convenor	Ken Shaw	Redeemar Baptist	SWISSA
Selector	Peter Browning	Pittwater House	CDSSA

AICES 15 Years Team / Representatives

Jarob	Baxter	Northholm GS
Alexander	Bell	Lakes Grammar AS
Alex	Brien	Kinross Wolaroi School
Benjamin	Cook	Pittwater House
Connor	Corscadden	Broughton AC
Daniel	Ford	Thomas Hassell AC
Jake	Greenberg	Emanuel School
Jack	Hobson	St Luke's GS
Kieran	Krishnan	William Clarke
Will	Luelf	Kinross Wolaroi School
Liam	Mackrell	Shellharbour AC
Ekkam	Partol	William Clarke
Daniel	Pretty	St Columba AS
Ewan	Rogers	Penrith AC
Tyko	Williamson	Pittwater House

CIS Sport

The following students were selected for CIS in sports not run by AICES

Sport	Name	School
AFL		
CIS & All Schools	Ky McGrath	Scone Grammar School
CIS	Sam Heaton	Scone Grammar School
Baseball		
CIS	Christopher Rofe	William Clarke College
CIS	Eadan McLeod	William Clarke College
CIS	Alessandro Minervini	William Clarke College
CIS & All Schools	Matthew Martinson	William Clarke College
CIS	James Boeree	Bishop Tyrrell Anglican College
CIS	Dylan Mitchell	Rouse Hill Anglican College
Cricket		
CIS	Jessica Davidson	Calrossy Anglican School
CIS	Mckenzie Carr	Kinross Wolaroi School
CIS	Isabella Fitzgibbon	St Philip's Christian College - Gosford
CIS	Phoebe Litchfield	Kinross Wolaroi School
CIS & All Schools	Mikayla Hinkley	Penrith Anglican College
CIS	GEORGIA Reid	SEDA College
CIS	Yardley Polsen	SEDA College
Diving		
CIS & All Schools	Hamish Hutchinson	Broughton Anglican College
CIS & All Schools	Jade Sweeney	Penrith Anglican College
Golf		
CIS	Connor Benjamin	St Philip's Christian College, PS
CIS & All Schools	James Conran	Kinross Wolaroi School
CIS	Chad MacKey	Avondale School
Rugby League 15yrs		
CIS	Thomas McPhee	St Philip's Christian College, Cessnock
CIS	Harvey Neville	Hunter Valley Grammar School
CIS	Cooper Jenkins	Hunter Valley Grammar School
CIS	Taleb Ali	Al Sadiq College
CIS	Sione Dent	Macquarie College
CIS	Mitchell Leifi	Wollemi College
Rugby League Opens		
CIS	Ned Dawson	The Scots School Bathurst
Volleyball		
CIS	Lilyanya Fraczek	Hunter Valley Grammar School
CIS	Molly Wallace	Hunter Valley Grammar School
CIS	Mikayla Hinkley	Penrith Anglican College
CIS	Tess Brewer	International Grammar School
CIS	Kalina Kenney	International Grammar School
CIS	Polly Pulham	International Grammar School
CIS	Georgie Pulham	International Grammar School



Softball - Boys		
CIS & All Schools	Ryan King	Wollondilly Anglican College
CIS	Alexander Ruggeri	Penrith Anglican College
CIS	Hunter White	The Hills Grammar School
CIS	Andrew Pearson	Nowra Anglican College
CIS	Patrick Beach	Penrith Anglican College
CIS	Ryan Semmens	Broughton Anglican College



MAJOR CARNIVALS

SWIMMING

Swimming Results

Association	Overall Score	Overall Place	Population	Multiplier	Percentage Score	% Place
NASSA	3543	1	4422	2.45	8676	1
HRIS	3518	2	6407	2.00	7036	4
HZSA	3035	3	4655	2.38	7212	3
CDSSA	2229	4	2997	3.14	6994	5
SASSA	1165	5	1232	6.20	7224	2
SWISSA	848	6	1530	5.19	4399	6
ISD	390	7	2472	3.59	1401	7
WAS	18	8	224	29.60	533	8

AICES Age Champions

Age	Girls Name	School
12	Gurevich, Bridget	Masada College
13	Fayers, Cassandra	St Philips CC N
14	Carter, Jordan	Arndell Anglican College
15	King, Kyra	The Illawarra Grammar
16	Spicer, Tiarne	St Philips CC N
17	Craig, Elise	William Clarke College
18+	Follett, Jasmine	St Lukes Grammar
Age	Boys Name	School
12	Liney, Euan	Arden Anglican School
13	Healey, James	The Illawarra Grammar
14	Homann, Joshua	Arndell Anglican College
15	Welfare, Luca	International GS
16	Melas, Constandinos	St Euphemia College
17	Hilton, Adam	William Clarke College
18+	Parkes, Max	Shellharbour Anglican College



Swimming Results

Event 1 Boys 12 Year Olds 50 LC Meter Butterfly

Name	Age Team	Finals
1 Matar, Omar	12 TIG4	33.74
2 Liney, Euan	12 ARD4	34.00
3 Kanaley, Robert	12 Igs-NS	36.79
4 Garland, William	12 Spcc - Cessnock	37.20
5 Phillips, Timothy	12 GRG4	39.32
6 Lee, Cooper	12 St Phillips New	39.63
7 Trimboli, Damien	12 THA4	41.64
8 Pate, Aaron	12 Central Coast AS	42.77
9 Hirsch, Jason	12 Moriah-NS	47.10
10 Schier, Lachlan	12 Sac	47.74
11 Hann, Silas	12 Thg\$	48.14
12 Maxted, Thomas	12 Nac	49.83
13 Bruwel, Daniel	12 Tphs-NS	51.19
-- McGregor, Will	12 Arndell	DQ

Event 2 Girls 12 Year Olds 50 LC Meter Butterfly

Name	Age Team	Finals
1 Gurevich, Bridget	12 MA_4	34.97
2 Haylen, Voilet	12 Tphs-NS	36.87
3 Fisher, Eliza	12 SLG4	37.12
4 Forti, Charlotte	12 PAC4	37.46
5 Morrisey, Gemma	12 WCC4	39.14
6 Levin, Dinah	12 Moriah-NS	39.68
7 Geller, Nicole	12 Reddam	40.53
8 Silove, Jade	12 ARD4	40.98
9 Fortunaso-Klocker, Emily	12 Hunter Valley G	42.23
10 Boonstra, Sydney	12 Central Coast AS	42.35
11 Costello, Melora	12 Hunter Valley G	42.41
12 Groves, Emily	12 MAS4	43.17
13 Eyland, Millie	12 Nac	45.51
14 Hughes, Ivy	12 Sac	55.79
-- Akladious, Anna Maria	12 SMM4	DQ

Event 3 Boys 13 Year Olds 50 LC Meter Butterfly

Name	Age Team	Finals
1 Hamson, Joseph	13 Scone Grammar	30.75
2 Burnett, William	13 Calrossy	31.30
3 Hanrahan, Jack	13 PAC4	32.20
4 Peknice, Toby	13 SLG4	32.65
5 Yuan, Galen	13 Redeemer BS	32.66
6 Healey, James	13 TIG4	33.61
7 Smith, Oscar	13 Tphs-NS	33.97
8 Rees, Mitchell	13 WCC4	34.64
9 Sargeant, Thomas	13 St Phillips New	34.79
10 Leka, Christopher	13 Arndell	35.00
11 Davis, Tyler	13 Reddam	37.08
12 Palmqvist, Matthias	13 Ifs-NS	37.59
13 Henry, Brook	13 Nac	38.34
14 Kwak, Jaydon	13 Redeemer BS	38.47



15 Gu, Raymond	13 WCC4	38.84
16 Kilbridge, Cian	13 Igs-NS	39.09
17 Robinson, Nicholas	13 Sac	41.90

Event 4 Girls 13 Year Olds 50 LC Meter Butterfly

Name	Age Team	Finals
1 Fayers, Cassandra	13 St Phillips New	32.56
2 Charlton, Olivia	13 NG_4	32.84
3 Andrews, Claire	13 St Phillips New	33.48
4 Bacic-Johnston, Aria	13 TIG4	33.95
5 Field, Georgia	13 PAC4	34.12
6 Berry, Gracie	13 Reddam	34.13
7 Harris, Sarah	13 Macquarie Colleg	34.14
8 Joseph, Nellie	13 Reddam	34.37
9 Hughes, Ella	13 Nac	34.55
10 Buckley, Hannah	13 Tphs-NS	34.95
11 Hastie, Jena-Elle	13 Tphs-NS	35.58
12 Yuan, Marina	13 Redeemer BS	36.81
13 Pascoe, Chelsea	13 Nac	36.93
14 Kotsophilis, Lianni	13 All Saints GS	44.18
-- Malkin, Eliyah	13 MA_4	DQ

Event 5 Boys 14 Year Olds 50 LC Meter Butterfly

Name	Age Team	Finals
1 Charlston, Jack	14 Sac	30.05
2 Homann, Joshua	14 Arndell	30.11
3 Havenga, Deniel	14 HAC4	31.32
4 Gillard, Caleb	14 Macquarie Colleg	32.08
5 Ruggeri, Alexander	14 PAC4	32.26
6 De-Bellis, Kai	14 Central Coast AS	32.27
7 Elbourne, Jared	14 Emanuel-NS	33.23
8 Thacker, Jarod	14 Tphs-NS	33.60
9 Bricker, Max	14 Nac	34.18
10 Glick, Damon	14 Moriah-NS	35.03
11 Uzelac, Aleksandar	14 St Euphemia	40.85
12 Turner, Nickolas	14 St Euphemia	43.91
-- Sampson, Dylan	14 SLG4	DQ

Event 6 Girls 14 Year Olds 50 LC Meter Butterfly

Name	Age Team	Finals
1 Goldmann, Charli	14 PAC4	30.90
2 Robertson, Alexandra	14 ARD4	32.28
3 McLoughlin, Imogen	14 Central Coast AS	32.32
4 Teague, Jazmyn	14 Macquarie Colleg	32.33
5 Goodridge, Gabriella	14 Emanuel-NS	32.56
6 Fryer, Annabel	14 Rhac	33.75
7 Carter, Jordan	14 Arndell	33.84
8 Gavin, Jamie	14 Reddam	33.97
9 Walker, Tigerlilly	14 Reddam	35.03
10 Norman, Isabella	14 WAC4	35.30
11 Janse Van Rensburg, Lean	14 Sac	36.65
12 Dunn, Maddy	14 Nac	37.85
13 Watson, Charlie	14 OGS4	42.56
14 Chauhan, Akshita	14 St Mark's	48.67



Event 7 Boys 15 Year Olds 50 LC Meter Butterfly

Name	Age Team	Finals
1 Watts, Nathan	15 Calrossy	27.89
2 Welfare, Luca	15 Igs-NS	28.77
3 Saab, Evan	15 GRG4	29.44
4 Light, Caine	15 WCC4	29.54
5 van Haren, Hugo	15 St Phillips New	30.98
6 McLean, Conor	15 Nac	31.15
7 Katz, Judd	15 Moriah-NS	31.86
8 Flevaras, Anthony	15 St Euphemia	40.82

Event 8 Girls 15 Year Olds 50 LC Meter Butterfly

Name	Age Team	Finals
1 Pearson, Briellyn	15 NG_4	32.88
2 King, Kyra	15 TIG4	32.93
3 Wheeler, Lauren	15 WCC4	33.48
4 Fallon, Emma	15 Arndell	33.56
5 Ross, Amelia	15 Hunter Valley G	34.39
6 Leggett-Budden, Emma	15 Tphs-NS	36.87
7 Stacey, Jessica	15 Sac	36.99
8 Mahn, Ashleigh	15 Tphs-NS	40.26
9 Zammit, Carla	15 Redeemer BS	44.86
10 Hughes, Pariselle	15 Redeemer BS	49.96

Event 9 Boys 16 Year Olds 50 LC Meter Butterfly

Name	Age Team	Finals
1 Melas, Constandinos	16 St Euphemia	28.38
2 Godbille, Nicolas	16 NG_4	28.66
3 Fayers, Jesse	16 St Phillips New	28.95
4 Gray, Jackson	16 BAC4	29.31
5 Sharpe, Jordan	16 WCC4	29.79
6 Longo, James	16 All Saints GS	30.61
7 House, Liam	16 Tphs-NS	33.03

Event 10 Girls 16 Year Olds 50 LC Meter Butterfly

Name	Age Team	Finals
1 Spicer, Tiarne	16 St Phillips New	30.22
2 Massingham, Jana	16 TIG4	31.67
3 Robson, Georgia	16 TIG4	31.80
4 Tombs, Latika	16 Tphs-NS	32.74
5 Porteus, Corryn	16 Spcc - Cessnock	33.43
6 Jones, Chloe	16 Macquarie Colleg	34.22
7 Bentley, Kayla	16 PAC4	34.65
8 Barker, Sarah	16 Nac	35.23
9 Hayim, Shira	16 Moriah-NS	35.57
-- Johnson, Jade	16 Thg\$	DQ

Event 11 Boys 17 Year Olds 50 LC Meter Butterfly

Name	Age Team	Finals
------	----------	--------



1 Ebeling, Adam	17 MAS4	28.58
2 Hilton, Adam	17 WCC4	29.14
3 Davison, Matthew	17 Nac	30.89
4 Zimerman, Gidon	17 Moriah-NS	31.42
5 DE Rooy, Zachariah	17 Nac	34.28
6 Bailey, Callum	17 Redeemer BS	39.98
7 Burman, Jack	17 Emanuel-NS	41.11

Event 12 Girls 17 Year Olds 50 LC Meter Butterfly

Name	Age Team	Finals
1 Craig, Elise	17 WCC4	30.83
2 Cheung, Nicole	17 WCC4	31.79
3 Furley, Emmaline	17 THA4	31.89
4 Oosthuizen, Alex	17 Moriah-NS	32.66
4 Gibbons, Laura	17 TIG4	32.66
6 Ngatuvai, Moana	17 Hunter Valley G	32.91
7 Hayne, Holly	17 Sac	33.05
8 Bitas, Katherine	17 St Euphemia	34.45
9 Matheson, Brooke	17 ARD4	35.88
10 Wrublewski, Charlie	17 Emanuel-NS	40.81

Event 13 Boys 18 & Over 50 LC Meter Butterfly

Name	Age Team	Finals
1 Hughes, Rhys	18 Macquarie Colleg	27.62
2 Taranec, Harrison	18 GRG4	27.85
3 Howe, Joseph	18 Igs-NS	29.02
4 Parkes, Max	18 Sac	29.13
5 Streater, Justin	18 BAC4	29.27
6 Hecimovic, Hayden	18 WAC4	29.31
7 Wartmann, Ryan	18 WCC4	30.05
8 Elsley, Bronson	18 Newcastle GS	30.78
9 Carmichael, Andrew	18 HAC4	32.88
10 Haddad, Jerome	18 Redeemer BS	37.48
11 May, Shaun	15 Moriah-NS	37.61

Event 14 Girls 18 & Over 50 LC Meter Butterfly

Name	Age Team	Finals
1 Bolte, Kate	18 Calrossy	30.25
2 Follett, Jasmine	18 SLG4	31.37
3 Hodgson, Sophie	18 Hunter Valley G	34.23
4 Jones, Sophie	18 Nac	35.27
5 Almond, Caitlin	18 Rhac	35.96
-- Fox, Alice	18 TIG4	DQ

Event 15 Women 12-19 50 LC Meter Butterfly Multi Class

Name	Age Team	Finals
1 Elliott S8, Maddison S8	18 Bishop Tyrrell	J34.51
3 Nekic S14, Abby S14	16 GRG4	37.02

Event 15 Boys 12-19 50 LC Meter Butterfly Multi Class

Name	Age Team	Finals
------	----------	--------



2 Robins S15, Ben S15	15 Thg\$	J30.35
4 Brown S10, Tyler S10	13 GRG4	39.97
5 Nadaskay S10, Ezekiel S1	14 HAC4	42.67

Event 16 Boys 12-14 200 LC Meter Freestyle

Name	Age Team	Finals
1 Gillard, Caleb	14 Macquarie Colleg	2:14.35
2 Hanrahan, Jack	13 PAC4	2:16.11
3 Bowen, Bryn	14 St Phillips New	2:17.03
4 Charlston, Jack	14 Sac	2:19.39
5 Healey, James	13 TIG4	2:26.29
6 Leka, Christopher	13 Arndell	2:26.50
7 Homann, Joshua	14 Arndell	2:26.60
8 Bueno, Ronan	14 MAS4	2:26.76
9 Glick, Damon	14 Moriah-NS	2:27.85
10 Elbourne, Jared	14 Emanuel-NS	2:28.39
11 Yuan, Galen	13 Redeemer BS	2:30.17
12 Liney, Euan	12 ARD4	2:31.94
13 Smith, Oscar	13 Tphs-NS	2:34.33
14 Hayne, Cameron	14 Sac	2:34.95
15 Davis, Tyler	13 Reddam	2:35.67
16 Antonir, Noam	13 Moriah-NS	2:52.19

Event 17 Girls 12-14 200 LC Meter Freestyle

Name	Age Team	Finals
1 Fayers, Cassandra	13 St Phillips New	2:16.63
2 Gavin, Jamie	14 Reddam	2:22.60
3 Harris, Sarah	13 Macquarie Colleg	2:25.36
4 Buckley, Hannah	13 Tphs-NS	2:26.20
5 Field, Georgia	13 PAC4	2:26.90
6 Carter, Jordan	14 Arndell	2:27.58
7 Walker, Tigerlilly	14 Reddam	2:33.02
8 Dilley, Alyssa	14 Nac	2:33.13
9 Black, Sarah	14 Arndell	2:34.08
10 Henderson, Catriona	14 SLG4	2:34.67
11 Yuan, Marina	13 Redeemer BS	2:39.78
12 Hughes, Ella	13 Nac	2:42.33

Event 18 Boys 15-16 200 LC Meter Freestyle

Name	Age Team	Finals
1 Fayers, Jesse	16 St Phillips New	2:07.44
2 Gray, Jackson	16 BAC4	2:07.51
3 Melas, Constandinos	16 St Euphemia	2:10.45
4 Gard, Riley	16 WCC4	2:11.14
5 Fleck, Karl	15 Bishop Tyrrell	2:12.27
6 Welfare, Luca	15 Igs-NS	2:23.31

Event 19 Girls 15-16 200 LC Meter Freestyle

Name	Age Team	Finals
1 King, Kyra	15 TIG4	2:21.03
2 Wheeler, Lauren	15 WCC4	2:21.57



3 Walker, Summer	16 Reddam	2:21.70
4 Reuven, Laila	16 Moriah-NS	2:22.86
5 Bentley, Kayla	16 PAC4	2:27.22
6 Spicer, Tiarne	16 St Phillips New	2:30.75
7 Williams, Caitlin	16 BAC4	2:35.40
8 Cavanagh, Brooke	15 Sac	2:39.65

Event 20 Boys 17 & Over 200 LC Meter Freestyle

Name	Age Team	Finals
1 Parkes, Max	18 Sac	2:04.38
2 Wartmann, Ryan	18 WCC4	2:15.26
3 Agostino-Morrow, Caleb	17 Newcastle GS	2:15.54
4 Moore, Logan	17 Lakes Grammar	2:42.24

Event 21 Girls 17 & Over 200 LC Meter Freestyle

Name	Age Team	Finals
1 Bolte, Kate	18 Calrossy	2:14.86
2 Follett, Jasmine	18 SLG4	2:24.01
3 Craig, Elise	17 WCC4	2:28.09
4 Hayne, Holly	17 Sac	2:32.41
5 Penkin, Sabrina	17 Moriah-NS	2:39.80

Event 22 Boys 12 Year Olds 50 LC Meter Backstroke

Name	Age Team	Finals
1 Liney, Euan	12 ARD4	34.90
2 Matar, Omar	12 TIG4	37.92
3 Kanaley, Robert	12 Igs-NS	40.68
4 Flint, Benjamin	12 Heritage	41.74
5 Trimboli, Damien	12 THA4	41.98
6 McGregor, Will	12 Arndell	42.37
7 Phillips, Timothy	12 GRG4	42.39
8 Germane, Charlie	12 Moriah-NS	42.53
9 Garland, William	12 Spcc - Cessnock	44.03
10 Senior Skinner, Tim	12 Reddam	44.44
11 Xia, Justin	12 MA_4	45.65
12 Leslie, Hamish	12 St Columba	48.23
13 Hirsch, Jason	12 Moriah-NS	50.31
14 Tzortzis, Harrison	12 St Euphemia	50.86
15 Maxted, Thomas	12 Nac	51.15
16 Vourtsanis, James	12 St Euphemia	1:01.59

Event 23 Girls 12 Year Olds 50 LC Meter Backstroke

Name	Age Team	Finals
1 Gurevich, Bridget	12 MA_4	35.67
2 Forti, Charlotte	12 PAC4	39.19
3 Morrisey, Gemma	12 WCC4	41.04
4 Jepson, Shantani	12 Tphs-NS	41.09
5 Fisher, Eliza	12 SLG4	41.67
6 Fortunaso-Klocker, Emily	12 Hunter Valley G	42.08
7 Silove, Jade	12 ARD4	42.16
8 Geller, Nicole	12 Reddam	42.45
9 Meurant, Kate	12 Sac	43.63



10 Costello, Melora	12 Hunter Valley G	44.48
11 Eades-Formica, Charlise	12 THA4	44.55
12 Levin, Dinah	12 Moriah-NS	45.02
13 Hughes, Ivy	12 Sac	48.57
14 Hubber, Coco	12 St Phillips New	55.92
15 Guirguis, Candy	12 SMM4	1:05.69
16 Kyriakides, Victoria	12 All Saints GS	1:08.71

Event 24 Boys 13 Year Olds 50 LC Meter Backstroke

Name	Age Team	Finals
1 Peknice, Toby	13 SLG4	32.80
2 Hamson, Joseph	13 Scone Grammar	32.88
3 Leka, Christopher	13 Arndell	35.89
4 Hanrahan, Jack	13 PAC4	36.10
5 Jeffery, Oscar	13 Newcastle GS	36.12
6 Burnett, William	13 Calrossy	36.87
7 Healey, James	13 TIG4	37.20
8 Yuan, Galen	13 Redeemer BS	37.29
9 Smith, Oscar	13 Tphs-NS	38.52
10 Rees, Mitchell	13 WCC4	39.90
11 Robinson, Nicholas	13 Sac	39.94
12 Davis, Tyler	13 Reddam	40.08
13 Tytherleigh, Kaylam	13 Nac	40.64
14 Hawkins, Nicholas	13 Tphs-NS	40.82
15 Kilbridge, Cian	13 Igs-NS	41.83
16 Prakash, Adithya	13 Redeemer BS	46.94

Event 25 Girls 13 Year Olds 50 LC Meter Backstroke

Name	Age Team	Finals
1 Charlton, Olivia	13 NG_4	33.89
2 Heiniger, Taylor	13 SLG4	34.18
3 Bacic-Johnston, Aria	13 TIG4	35.77
4 Harris, Sarah	13 Macquarie Colleg	36.05
5 Malkin, Eliyah	13 MA_4	36.31
6 Andrews, Claire	13 St Phillips New	36.35
7 Yuan, Marina	13 Redeemer BS	37.38
7 Fayers, Cassandra	13 St Phillips New	37.38
9 Field, Georgia	13 PAC4	37.58
10 Joseph, Nellie	13 Reddam	37.73
11 Pascoe, Chelsea	13 Nac	38.28
12 Hicks, Emily	13 Tphs-NS	38.77
13 DE Rooy, Claudia	13 Nac	39.15
14 Berson, Jade	13 Emanuel-NS	39.23
15 Berry, Gracie	13 Reddam	39.43
16 Buckley, Hannah	13 Tphs-NS	40.08
17 Tsekouras, Silvie	13 All Saints GS	44.95

Event 26 Boys 14 Year Olds 50 LC Meter Backstroke

Name	Age Team	Finals
1 Homann, Joshua	14 Arndell	31.41
2 Lucas, Joel	14 Spcc - Cessnock	32.74
3 Havenga, Deniel	14 HAC4	33.59
4 De-Bellis, Kai	14 Central Coast AS	33.82
5 Charlston, Jack	14 Sac	34.10



6 Hayne, Cameron	14 Sac	35.61
7 Dumas, Victor	14 SLG4	36.21
8 Bueno, Ronan	14 MAS4	36.31
9 Glick, Damon	14 Moriah-NS	36.98
10 Large, Dean	14 WAC4	37.93
11 Elbourne, Jared	14 Emanuel-NS	37.96
12 Thacker, Jarod	14 Tphs-NS	38.94
13 Papaspyropoulos, Emmanue	14 St Euphemia	44.18
14 Turner, Nickolas	14 St Euphemia	44.19

Event 27 Girls 14 Year Olds 50 LC Meter Backstroke

Name	Age Team	Finals
1 Heiniger, Chloe	14 SLG4	32.78
2 Yates, Claudia	14 Hunter Valley G	33.11
3 Goldmann, Charli	14 PAC4	34.83
4 McMurtry, Megan	14 Tphs-NS	35.15
5 McLoughlin, Imogen	14 Central Coast AS	35.44
6 Jarvis, Sophie	14 WCC4	36.79
7 Dilley, Alyssa	14 Nac	36.82
8 Black, Sarah	14 Arndell	36.87
9 Fryer, Annabel	14 Rhac	37.01
10 Dymock, Bo	14 Reddam	38.41
11 Woods, Rylee	14 Nac	40.59
12 Gavin, Jamie	14 Reddam	42.51
13 Watson, Charlie	14 OGS4	44.44
14 Zammit, Mikalah	14 Redeemer BS	45.81

Event 28 Boys 15 Year Olds 50 LC Meter Backstroke

Name	Age Team	Finals
1 Welfare, Luca	15 Igs-NS	30.84
2 Watts, Nathan	15 Calrossy	32.03
3 Saab, Evan	15 GRG4	32.31
4 Light, Caine	15 WCC4	32.39
5 Wolfgang, Hugh	15 Calrossy	32.64
6 McLean, Conor	15 Nac	35.77
7 Turner, Jackson	15 Redeemer BS	38.62
8 Bolton, Anthony	15 Redeemer BS	39.85

Event 29 Girls 15 Year Olds 50 LC Meter Backstroke

Name	Age Team	Finals
1 Seton, Georgina	15 MAS4	32.24
2 King, Kyra	15 TIG4	34.14
3 Pearson, Briellyn	15 NG_4	35.67
4 Balkin, Hannah	15 Moriah-NS	36.90
5 Griffith, Sarah	15 GRG4	37.87
6 Zimerman, Erin	15 Moriah-NS	38.12
7 Leggett-Budden, Emma	15 Tphs-NS	40.21
8 Zammit, Carla	15 Redeemer BS	44.58
-- Orman, Georgie	15 Calrossy	DQ

Event 30 Boys 16 Year Olds 50 LC Meter Backstroke

Name	Age Team	Finals
------	----------	--------



1	Godbille, Nicolas	16 NG_4	30.30
2	Melas, Constandinos	16 St Euphemia	31.66
3	Dean, Nathaniel	16 St Phillips New	31.69
4	McLean, Justin	16 ARD4	31.83
5	Gaynor, Timothy	16 TIG4	31.90
6	Caisley, Matthew	16 Ifs-NS	32.51
7	Gray, Jackson	16 BAC4	34.73
8	Gordon, Mason	16 Tphs-NS	35.32
9	Finn, James	16 Tphs-NS	36.39

Event 31 Girls 16 Year Olds 50 LC Meter Backstroke

Name	Age Team	Finals
1 Spicer, Tiarne	16 St Phillips New	34.18
2 Porteus, Corryn	16 Spcc - Cessnock	35.38
3 Jones, Chloe	16 Macquarie Colleg	35.56
4 Williams, Caitlin	16 BAC4	35.87
5 Hayim, Shira	16 Moriah-NS	36.12
6 Tombs, Latika	16 Tphs-NS	37.22
7 Chan, Charlotte	16 Thg\$	37.50
8 Bentley, Kayla	16 PAC4	37.99
9 Cheng, Wai Shan	16 McDonald-NS	39.91
10 Freitag, Chelsea	16 Sac	41.81
11 Burns, Andrea	16 Redeemer BS	43.53
12 Massingham, Jana	16 TIG4	43.76

Event 32 Boys 17 Year Olds 50 LC Meter Backstroke

Name	Age Team	Finals
1 Solnik, Yarin	17 MA_4	32.23
2 Geller, Joshua	17 Reddam	32.50
3 Pulling, Bevan	17 GRG4	32.53
4 DE Rooy, Zachariah	17 Nac	34.85
5 Zimerman, Gidon	17 Moriah-NS	37.01
6 Bolton, Lachlan	17 Redeemer BS	38.36
7 Clark, Bailey	17 Ifs-NS	38.75
8 Bailey, Callum	17 Redeemer BS	43.37

Event 33 Girls 17 Year Olds 50 LC Meter Backstroke

Name	Age Team	Finals
1 Seton, Sophia	17 MAS4	33.81
2 Cheung, Nicole	17 WCC4	34.68
3 Hayne, Holly	17 Sac	35.01
4 Fry, Olivia	17 WCC4	37.25
5 Knox, Olivia	17 Hunter Valley G	37.85
6 Bitas, Katherine	17 St Euphemia	39.36
7 Oosthuizen, Alex	17 Moriah-NS	39.63
8 Wrublewski, Charlie	17 Emanuel-NS	43.42
9 Mahn, Joanna	17 Tphs-NS	44.19
10 Jones, Gabrielle	17 Redeemer BS	47.95

Event 34 Boys 18 & Over 50 LC Meter Backstroke

Name	Age Team	Finals
1 Parkes, Max	18 Sac	29.92



2	Hughes, Rhys	18 Macquarie Colleg	30.57
3	Taranec, Harrison	18 GRG4	31.84
4	Hecimovic, Hayden	18 WAC4	32.17
5	Wartmann, Ryan	18 WCC4	33.38
6	Carmichael, Andrew	18 HAC4	33.88
7	Howe, Joseph	18 Igs-NS	34.15
8	Perich, Austen	18 MAS4	34.17
9	Elsley, Bronson	18 Newcastle GS	34.26
10	Haddad, Jerome	18 Redeemer BS	38.27
11	Lau, Marcus	18 Redeemer BS	45.31

Event 35 Girls 18 & Over 50 LC Meter Backstroke

Name	Age Team	Finals
1 Steer, Emily	19 NG_4	32.00
2 Hodgson, Sophie	18 Hunter Valley G	33.84
3 Follett, Jasmine	18 SLG4	34.60
4 Jones, Sophie	18 Nac	38.66
5 Hamson, Maddy	18 Scone Grammar	38.98
6 Hirsch, Camilla	17 Moriah-NS	39.57
7 Almond, Caitlin	18 Rhac	41.29

Event 36 Women 12-19 50 LC Meter Backstroke Multi Class

Name	Age Team	Finals
1 Elliott S8, Maddison S8	18 Bishop Tyrrell	J38.62
3 Nekic S14, Abby S14	16 GRG4	41.61
6 Scott S10, Amelia S10	14 Tphs-NS	J55.38
7 Shin S15, Christine S15	17 HAC4	J54.33
8 Moore S14, Cate S14	14 Arndell	1:15.52

Event 36 Boys 12-19 50 LC Meter Backstroke Multi Class

Name	Age Team	Finals
2 Robins S15, Ben S15	15 Thg\$	J34.90
4 Nadaskay S10, Ezekiel S1	14 HAC4	43.50
5 Brown S10, Tyler S10	13 GRG4	44.30
9 Toumi-Cussinett S8, Illy	15 Tphs-NS	1:51.69

Event 37 Boys 12 Year Olds 100 LC Meter Freestyle

Name	Age Team	Finals
1 Matar, Omar	12 TIG4	1:08.49
2 Liney, Euan	12 ARD4	1:09.54
3 Kanaley, Robert	12 Igs-NS	1:13.09
4 Garland, William	12 Spcc - Cessnock	1:13.14
5 Lee, Cooper	12 St Phillips New	1:16.02
6 McGregor, Will	12 Arndell	1:20.41
7 Phillips, Timothy	12 GRG4	1:21.57
8 Maxted, Thomas	12 Nac	1:22.30
9 Germane, Charlie	12 Moriah-NS	1:22.75
10 Pate, Aaron	12 Central Coast AS	1:25.39
11 Harrold, Hugh	12 PAC4	1:27.27
12 Schier, Lachlan	12 Sac	1:29.03
13 Tzortzis, Harrison	12 St Euphemia	1:32.21
14 Grunseit, Gidon	12 Emanuel-NS	1:40.21



15 Cook, Benjamin	12 WCC4	1:40.31
16 Vourtsanis, James	12 St Euphemia	1:42.07

Event 38 Girls 12 Year Olds 100 LC Meter Freestyle

Name	Age Team	Finals
1 Gurevich, Bridget	12 MA_4	1:08.73
2 Forti, Charlotte	12 PAC4	1:10.01
3 Fortunaso-Klocker, Emily	12 Hunter Valley G	1:14.86
4 Morrisey, Gemma	12 WCC4	1:16.41
5 Levin, Dinah	12 Moriah-NS	1:16.58
6 Fisher, Eliza	12 SLG4	1:17.18
7 Wallace, Lucy	12 Thg\$	1:17.23
8 Janse Van Rensburg, Gene	12 Hunter Valley G	1:19.81
9 Jones, Caitlyn	12 Scone Grammar	1:21.13
10 Eyland, Millie	12 Nac	1:24.63
11 Groves, Emily	12 MAS4	1:24.75
12 Haylen, Voilet	12 Tphs-NS	1:28.52
13 Meurant, Kate	12 Sac	1:35.12
14 Koutsiofi, Agathi	12 St Euphemia	1:51.56
15 Maharaj, Alisha	12 Redeemer BS	2:07.04

Event 39 Boys 13 Year Olds 100 LC Meter Freestyle

Name	Age Team	Finals
1 Hamson, Joseph	13 Scone Grammar	1:02.21
2 Yuan, Galen	13 Redeemer BS	1:04.62
3 Hanrahan, Jack	13 PAC4	1:05.40
4 Jeffery, Oscar	13 Newcastle GS	1:05.70
5 Healey, James	13 TIG4	1:05.73
6 Potash, Ben	13 Moriah-NS	1:06.06
7 Burnett, William	13 Calrossy	1:07.44
8 Peknice, Toby	13 SLG4	1:08.86
9 Leka, Christopher	13 Arndell	1:09.25
10 Smith, Oscar	13 Tphs-NS	1:11.43
11 Davis, Tyler	13 Reddam	1:11.56
12 Gu, Raymond	13 WCC4	1:12.93
13 Henry, Brook	13 Nac	1:15.19
14 Tytherleigh, Kaylam	13 Nac	1:15.56
15 Thomas, Ryan	13 Tphs-NS	1:15.90
16 Rees, Mitchell	13 WCC4	1:16.25
17 Kwak, Jaydon	13 Redeemer BS	1:16.88

Event 40 Girls 13 Year Olds 100 LC Meter Freestyle

Name	Age Team	Finals
1 Fayers, Cassandra	13 St Phillips New	1:03.40
2 Harris, Sarah	13 Macquarie Colleg	1:05.43
3 Andren, Beth	13 Calrossy	1:06.43
4 Charlton, Olivia	13 NG_4	1:07.25
5 Buckley, Hannah	13 Tphs-NS	1:08.21
6 Field, Georgia	13 PAC4	1:09.11
7 Hughes, Ella	13 Nac	1:10.64
8 Bacic-Johnston, Aria	13 TIG4	1:10.82
9 Botfield, Ashley	13 WCC4	1:10.91
10 Berry, Gracie	13 Reddam	1:11.01
11 Hastie, Jena-Elle	13 Tphs-NS	1:11.66



12 Yuan, Marina	13 Redeemer BS	1:11.97
13 Berson, Jade	13 Emanuel-NS	1:12.03
14 Ray, Holly	13 WAC4	1:12.22
15 Norris, Bayley	13 Reddam	1:15.04
16 Pascoe, Chelsea	13 Nac	1:15.70

Event 41 Boys 14 Year Olds 100 LC Meter Freestyle

Name	Age Team	Finals
1 Elbourne, Jared	14 Emanuel-NS	1:00.94
2 Gillard, Caleb	14 Macquarie Colleg	1:01.11
3 Homann, Joshua	14 Arndell	1:01.51
4 Charlston, Jack	14 Sac	1:02.64
5 Bowen, Bryn	14 St Phillips New	1:02.70
6 Amoils, Adam	14 Moriah-NS	1:05.57
7 Miu, Nathan	14 McDonald-NS	1:06.92
8 Sampson, Dylan	14 SLG4	1:07.58
9 Andrews, Darcy	14 HAC4	1:08.08
10 Bueno, Ronan	14 MAS4	1:09.01
11 Bricker, Max	14 Nac	1:11.40
12 Uzelac, Aleksandar	14 St Euphemia	1:32.51
-- Papaspyropoulos, Emmanue	14 St Euphemia	DQ

Event 42 Girls 14 Year Olds 100 LC Meter Freestyle

Name	Age Team	Finals
1 Yates, Claudia	14 Hunter Valley G	1:03.62
2 Heiniger, Chloe	14 SLG4	1:05.43
3 Carter, Jordan	14 Arndell	1:06.06
4 Goodridge, Gabriella	14 Emanuel-NS	1:07.07
5 Zofrea, Eva	14 Tphs-NS	1:07.09
6 Black, Sarah	14 Arndell	1:07.65
7 Fryer, Annabel	14 Rhac	1:07.77
8 McLoughlin, Imogen	14 Central Coast AS	1:08.70
9 Behringer, Alexis	14 GRG4	1:10.16
10 Gavin, Jamie	14 Reddam	1:10.75
11 Dilley, Alyssa	14 Nac	1:11.17
12 Walker, Tigerlilly	14 Reddam	1:12.20
13 Doberer, Natasha	14 Spac	1:14.83
14 Watson, Charlie	14 OGS4	1:23.38
15 Jones, Suzanne	14 Redeemer BS	1:40.54

Event 43 Boys 15 Year Olds 100 LC Meter Freestyle

Name	Age Team	Finals
1 Cupitt, Cody	15 WAC4	59.96
2 Fleck, Karl	15 Bishop Tyrrell	1:00.39
3 Light, Caine	15 WCC4	1:00.54
4 Saab, Evan	15 GRG4	1:00.60
5 Watts, Nathan	15 Calrossy	1:00.63
6 Welfare, Luca	15 Igs-NS	1:00.66
7 Robins S15, Ben S15	15 Thg\$	1:00.81
8 Bolton, Anthony	15 Redeemer BS	1:13.83
9 Kontominas, Nicholas	15 St Euphemia	1:18.97

Event 44 Girls 15 Year Olds 100 LC Meter Freestyle

Name	Age Team	Finals
------	----------	--------



Name	Age Team	Finals
1 King, Kyra	15 TIG4	1:05.16
2 Wheeler, Lauren	15 WCC4	1:05.33
3 Pearson, Briellyn	15 NG_4	1:08.76
4 Griffith, Sarah	15 GRG4	1:09.24
5 Cavanagh, Brooke	15 Sac	1:10.85
6 Balkin, Hannah	15 Moriah-NS	1:10.95
7 Ross, Amelia	15 Hunter Valley G	1:11.89
8 Mahn, Ashleigh	15 Tphs-NS	1:17.42
9 Stacey, Jessica	15 Sac	1:19.06
10 Zammit, Carla	15 Redeemer BS	1:24.78
11 Hughes, Pariselle	15 Redeemer BS	1:29.03

Event 45 Boys 16 Year Olds 100 LC Meter Freestyle

Name	Age Team	Finals
1 Godbille, Nicolas	16 NG_4	56.39
2 Fayers, Jesse	16 St Phillips New	57.76
3 Gard, Riley	16 WCC4	59.20
4 Melas, Constandinos	16 St Euphemia	59.27
5 Gaynor, Timothy	16 TIG4	59.63
6 Gray, Jackson	16 BAC4	59.88
7 Kwok, Joshua	16 Reddam	1:00.77
8 Longo, James	16 All Saints GS	1:04.68
9 Cremer, Isaac	16 Moriah-NS	1:07.81
10 Amoils, Joshua	16 Emanuel-NS	1:09.56

Event 46 Girls 16 Year Olds 100 LC Meter Freestyle

Name	Age Team	Finals
1 Reuven, Laila	16 Moriah-NS	1:03.52
2 Spicer, Tiarne	16 St Phillips New	1:04.67
3 Walker, Summer	16 Reddam	1:05.24
4 Robson, Georgia	16 TIG4	1:06.39
5 Porteus, Corryn	16 Spcc - Cessnock	1:07.11
6 Massingham, Jana	16 TIG4	1:07.41
7 Williams, Caitlin	16 BAC4	1:08.15
8 Geelan, Lucy	16 Macquarie Colleg	1:08.44
9 Johnson, Jade	16 Thg\$	1:09.24
10 Tombs, Latika	16 Tphs-NS	1:12.47
11 Barker, Sarah	16 Nac	1:13.33
12 Burns, Andrea	16 Redeemer BS	1:17.42

Event 47 Boys 17 Year Olds 100 LC Meter Freestyle

Name	Age Team	Finals
1 Hilton, Adam	17 WCC4	58.25
2 Geller, Joshua	17 Reddam	1:00.04
3 Davison, Matthew	17 Nac	1:00.57
4 Griffith, Travis	17 GRG4	1:04.15
5 Goldberg, Jared	17 Moriah-NS	1:09.44
6 Whitehead, Brett	17 Sac	1:11.27
7 Bolton, Lachlan	17 Redeemer BS	1:12.86
8 Poyitt, James	17 Redeemer BS	1:16.68

Event 48 Girls 17 Year Olds 100 LC Meter Freestyle



Name	Age Team	Finals
1 Craig, Elise	17 WCC4	1:04.30
2 Gibbons, Laura	17 TIG4	1:05.11
3 Ngatuvai, Moana	17 Hunter Valley G	1:05.82
4 Cheung, Nicole	17 WCC4	1:06.49
5 Hayne, Holly	17 Sac	1:07.91
6 Bitas, Katherine	17 St Euphemia	1:09.39
7 Seton, Sophia	17 MAS4	1:09.71
8 Carter, Loren	17 Arndell	1:11.57
9 Penkin, Sabrina	17 Moriah-NS	1:11.87
10 Wrublewski, Charlie	17 Emanuel-NS	1:18.54
11 Mahn, Joanna	17 Tphs-NS	1:20.58

Event 49 Boys 18 & Over 100 LC Meter Freestyle

Name	Age Team	Finals
1 Parkes, Max	18 Sac	55.84
2 Hughes, Rhys	18 Macquarie Colleg	55.91
3 Hecimovic, Hayden	18 WAC4	1:01.61
4 Wartmann, Ryan	18 WCC4	1:02.25
5 Elsley, Bronson	18 Newcastle GS	1:02.27
6 Streater, Justin	18 BAC4	1:02.46
7 Howe, Joseph	18 Igs-NS	1:05.70
8 Black, Lachlan	18 GRG4	1:06.06
9 Erez-Rein, Shir	18 Emanuel-NS	1:14.30
10 Forrester, Tristan	18 Redeemer BS	1:16.88

Event 50 Girls 18 & Over 100 LC Meter Freestyle

Name	Age Team	Finals
1 Bolte, Kate	18 Calrossy	1:01.60
2 Steer, Emily	19 NG_4	1:03.32
3 Hodgson, Sophie	18 Hunter Valley G	1:05.77
4 Follett, Jasmine	18 SLG4	1:06.44
5 Fox, Alice	18 TIG4	1:08.41
6 Elliott S8, Maddison S8	18 Bishop Tyrrell	1:09.91
7 Zinghini, Victoria	18 BAC4	1:13.15
8 Jones, Sophie	18 Nac	1:15.02
9 Almond, Caitlin	18 Rhac	1:15.82
10 Megarry, Zoe	18 NG_4	1:30.02

Event 51 Boys 12 Year Olds 50 LC Meter Breaststroke

Name	Age Team	Finals
1 Liney, Euan	12 ARD4	42.10
2 Matar, Omar	12 TIG4	44.33
3 Bell, Alexander	12 Lakes Grammar	45.57
4 Senior Skinner, Tim	12 Reddam	46.79
5 Germane, Charlie	12 Moriah-NS	47.92
6 Coleman, Nicholas	12 SLG4	47.95
7 Kanaley, Robert	12 Igs-NS	49.00
8 Evans, Addison	12 THA4	49.32
9 Flint, Benjamin	12 Heritage	50.84
10 Pate, Aaron	12 Central Coast AS	51.06
11 McGregor, Will	12 Arndell	52.32



12 Maxted, Thomas	12 Nac	52.81
13 McArdle, Alex	12 Igs-NS	55.12
14 Hann, Silas	12 Thg\$	56.29
15 Schier, Lachlan	12 Sac	57.95
16 Vourtsanis, James	12 St Euphemia	59.35
17 Iskander, Jonah	12 SMM4	1:05.39

Event 52 Girls 12 Year Olds 50 LC Meter Breaststroke

Name	Age Team	Finals
1 Fortunaso-Klocker, Emily	12 Hunter Valley G	45.06
2 Fisher, Eliza	12 SLG4	45.38
3 Zeevi, Talia	12 Moriah-NS	48.03
4 Silove, Jade	12 ARD4	48.19
5 Eades-Formica, Charlise	12 THA4	48.24
6 Jepson, Shantani	12 Tphs-NS	49.72
7 Monk, Montana	12 Bishop Tyrrell	50.30
8 Gow, Kiera	12 WCC4	50.60
9 Boonstra, Sydney	12 Central Coast AS	50.70
10 Wallace, Lucy	12 Thg\$	50.81
11 Forti, Charlotte	12 PAC4	52.47
12 Fellows, Lily	12 Nac	54.14
13 Eyland, Millie	12 Nac	54.15
14 Kladis, Rafaella	12 St Euphemia	56.44

Event 53 Boys 13 Year Olds 50 LC Meter Breaststroke

Name	Age Team	Finals
1 Yuan, Galen	13 Redeemer BS	37.56
2 Healey, James	13 TIG4	39.79
3 Copeland, Declan	13 PAC4	40.40
4 Ingram, Buckley	13 St Philips PS	41.25
5 Jiang, Daniel	13 TIG4	41.96
6 Potash, Ben	13 Moriah-NS	42.00
7 Leka, Christopher	13 Arndell	42.16
8 Robards, Jeremy	13 St Phillips New	42.28
9 Hamson, Joseph	13 Scone Grammar	43.14
10 Tjhin, Ethan	13 Redeemer BS	43.43
11 Liang, Frank	13 WCC4	44.20
12 Sweet, Troy	13 Nac	44.75
13 Lang, Jay	13 Ifs-NS	45.48
14 Smith, Oscar	13 Tphs-NS	45.75
15 Sweet, Jack	13 Nac	45.76
16 Davis, Tyler	13 Reddam	49.90
-- Gosman, Thomas	13 WCC4	DQ

Event 54 Girls 13 Year Olds 50 LC Meter Breaststroke

Name	Age Team	Finals
1 Harris, Sarah	13 Macquarie Colleg	38.38
2 Fawns, Olivia	13 PAC4	38.93
3 Cass, Emma	13 Moriah-NS	41.63
4 Heiniger, Taylor	13 SLG4	42.35
5 Fayers, Cassandra	13 St Phillips New	42.48
6 Gearing, Freya	13 Macquarie Colleg	42.53
7 DE Rooy, Claudia	13 Nac	42.57
8 Harkins, Chelsea	13 NG_4	42.59



9 Buckley, Hannah	13 Tphs-NS	43.96
10 Malkin, Eliyah	13 MA_4	44.12
11 Yuan, Marina	13 Redeemer BS	44.68
12 Norris, Bayley	13 Reddam	45.21
13 Berson, Jade	13 Emanuel-NS	45.70
14 Moore, Emma	13 Nac	46.50
15 Bacic-Johnston, Aria	13 TIG4	46.57

Event 55 Boys 14 Year Olds 50 LC Meter Breaststroke

Name	Age Team	Finals
1 Bell, Hamish	14 Newcastle GS	37.34
2 Havenga, Deniel	14 HAC4	37.60
3 Andrews, Darcy	14 HAC4	37.95
4 Homann, Joshua	14 Arndell	38.34
5 Elbourne, Jared	14 Emanuel-NS	38.51
6 Paver, Rex	14 Reddam	38.53
7 Lucas, Joel	14 Spcc - Cessnock	39.75
8 Miu, Nathan	14 McDonald-NS	39.85
9 Harrold, Miles	14 PAC4	41.83
10 Sampson, Dylan	14 SLG4	42.15
11 Bueno, Ronan	14 MAS4	42.28
12 Nurick, Matt	14 Moriah-NS	43.31
13 Uzelac, Aleksandar	14 St Euphemia	53.12

Event 56 Girls 14 Year Olds 50 LC Meter Breaststroke

Name	Age Team	Finals
1 Penn, Saffire	14 Macquarie Colleg	38.33
2 Carter, Jordan	14 Arndell	38.85
3 Logan, Amy	14 TIG4	39.53
4 Black, Sarah	14 Arndell	39.66
5 Yates, Claudia	14 Hunter Valley G	40.85
6 Jarvis, Sophie	14 WCC4	40.99
7 Dilley, Alyssa	14 Nac	41.08
8 Gavin, Jamie	14 Reddam	42.34
9 Dymock, Bo	14 Reddam	43.55
10 Dunn, Maddy	14 Nac	45.70
11 Zammit, Mikalah	14 Redeemer BS	46.49
12 Watson, Charlie	14 OGS4	47.40
13 Louskos, Catherine	14 St Euphemia	52.58

Event 57 Boys 15 Year Olds 50 LC Meter Breaststroke

Name	Age Team	Finals
1 Watts, Nathan	15 Calrossy	35.47
2 Saab, Evan	15 GRG4	35.74
3 Welfare, Luca	15 Igs-NS	35.97
4 Dalianis, Harrison	15 THA4	36.04
5 McKechnie, Benjamin	15 Lakes Grammar	36.69
6 Penkin, Samuel	15 Moriah-NS	36.80
7 Light, Caine	15 WCC4	38.79
8 McLean, Conor	15 Nac	40.65
9 Bolton, Anthony	15 Redeemer BS	45.48
10 Golding, Kane	15 Sac	48.46
-- Flevaras, Anthony	15 St Euphemia	DQ



Event 58 Girls 15 Year Olds 50 LC Meter Breaststroke

Name	Age Team	Finals
1 Seton, Georgina	15 MAS4	35.80
2 Wheeler, Lauren	15 WCC4	39.24
3 Griffith, Sarah	15 GRG4	41.11
4 Pearson, Briellyn	15 NG_4	41.66
5 Glanville, Olivia	15 Lakes Grammar	41.81
6 King, Kyra	15 TIG4	42.61
7 Zimmerman, Erin	15 Moriah-NS	44.71
8 Schaefer, Leah	15 Scac	45.28
9 Mulvaney, Aisling	15 Redeemer BS	49.17
-- Bennett, Asha	15 ARD4	DQ

Event 59 Boys 16 Year Olds 50 LC Meter Breaststroke

Name	Age Team	Finals
1 McLean, Justin	16 ARD4	33.20
2 Kwok, Joshua	16 Reddam	33.80
3 Graham, Marcus	16 Hunter Valley G	34.45
4 Sharpe, Jordan	16 WCC4	36.04
5 Fayers, Jesse	16 St Phillips New	36.25
6 Gray, Jackson	16 BAC4	37.50
7 Melas, Constandinos	16 St Euphemia	38.03
8 Dennison, Finlay	16 Tphs-NS	38.92
9 Micallef, Bradley	16 THA4	39.56
10 Longo, James	16 All Saints GS	40.64
11 Amoils, Joshua	16 Emanuel-NS	42.97

Event 60 Girls 16 Year Olds 50 LC Meter Breaststroke

Name	Age Team	Finals
1 Chan, Charlotte	16 Thg\$	39.50
2 Geelan, Lucy	16 Macquarie Colleg	41.03
3 Robson, Georgia	16 TIG4	42.11
4 Barker, Sarah	16 Nac	43.68
5 Bentley, Kayla	16 PAC4	43.82
6 Williams, Caitlin	16 BAC4	44.51
7 Hayim, Shira	16 Moriah-NS	44.65
8 Scott, Camryn	16 Tphs-NS	45.16
9 Stock, Imogen	16 St Phillips New	46.92
10 Freitag, Chelsea	16 Sac	47.42
11 Louskos, Marie	16 St Euphemia	49.57
12 Burns, Andrea	16 Redeemer BS	50.33

Event 61 Boys 17 Year Olds 50 LC Meter Breaststroke

Name	Age Team	Finals
1 Moore, Logan	17 Lakes Grammar	34.98
2 Pulling, Bevan	17 GRG4	36.48
3 Hilton, Adam	17 WCC4	37.35
4 Davison, Matthew	17 Nac	37.83
5 Solnik, Yarin	17 MA_4	38.45
6 Ebeling, Adam	17 MAS4	38.84
7 Goldberg, Jared	17 Moriah-NS	40.66
8 Kramer, Dylan	17 Emanuel-NS	41.58



Event 62 Girls 17 Year Olds 50 LC Meter Breaststroke

Name	Age Team	Finals
1 Williams, Kendall	17 Macquarie Colleg	38.66
2 Craig, Elise	17 WCC4	38.81
3 Furley, Emmaline	17 THA4	39.03
4 Seton, Sophia	17 MAS4	39.35
5 Penkin, Sabrina	17 Moriah-NS	41.00
6 Carter, Loren	17 Arndell	41.80
7 Wrublewski, Charlie	17 Emanuel-NS	45.98
8 Jones, Gabrielle	17 Redeemer BS	53.14
-- Crackett, Lauryn	17 Scone Grammar	DQ

Event 63 Boys 18 & Over 50 LC Meter Breaststroke

Name	Age Team	Finals
1 Hughes, Rhys	18 Macquarie Colleg	34.74
2 Taranec, Harrison	18 GRG4	35.44
3 Barnett, Josh	18 Newcastle GS	36.12
4 Streater, Justin	18 BAC4	36.38
5 Howe, Joseph	18 Igs-NS	36.66
6 Elsley, Bronson	18 Newcastle GS	37.38
7 Parkes, Max	18 Sac	38.36
8 Carmichael, Andrew	18 HAC4	41.10
9 Haddad, Jerome	18 Redeemer BS	45.84
10 Poyitt, Martyn	18 Redeemer BS	46.58

Event 64 Girls 18 & Over 50 LC Meter Breaststroke

Name	Age Team	Finals
1 Follett, Jasmine	18 SLG4	37.77
2 Bolte, Kate	18 Calrossy	39.18
3 Fox, Alice	18 TIG4	39.32
4 Frederick, Ellinore	19 St Columba	42.19
5 Zinghini, Victoria	18 BAC4	47.39
6 Jones, Sophie	18 Nac	47.91

Event 65 Women 12-19 50 LC Meter Breaststroke Multi Class

Name	Age Team	Finals
1 Elliott S8, Maddison SB8	18 Bishop Tyrrell	J45.66
2 Nekic S14, Abby SB14	16 GRG4	45.55
4 Shin S15, Christine SB15	17 HAC4	J1:00.62
6 Scott S10, Amelia SB9	14 Tphs-NS	1:16.00
-- Moore S14, Cate SB14	14 Arndell	DQ

Event 65 Boys 12-19 50 LC Meter Breaststroke Multi Class

Name	Age Team	Finals
3 Robins S15, Ben SB15	15 Thg\$	J40.79
5 Nadaskay S10, Ezekiel SB	14 HAC4	J56.78
-- Toumi-Cussinett S8, Illy	15 Tphs-NS	DQ

Event 66 Boys 12 Year Olds 50 LC Meter Freestyle



Name	Age Team	Finals
1 Matar, Omar	12 TIG4	30.21
2 Liney, Euan	12 ARD4	32.10
3 Garland, William	12 Spcc - Cessnock	32.16
4 Phillips, Timothy	12 GRG4	34.10
5 Bell, Alexander	12 Lakes Grammar	34.22
6 Kanaley, Robert	12 Igs-NS	34.42
7 Lee, Cooper	12 St Phillips New	34.73
8 McGregor, Will	12 Arndell	34.92
9 Maxted, Thomas	12 Nac	35.82
10 Germane, Charlie	12 Moriah-NS	36.72
11 Trimboli, Damien	12 THA4	36.76
12 Tzortzis, Harrison	12 St Euphemia	37.48
13 Senior Skinner, Tim	12 Reddam	39.22
14 Hill, Andrew	12 ARD4	40.04
15 Vourtsanis, James	12 St Euphemia	45.80

Event 67 Girls 12 Year Olds 50 LC Meter Freestyle

Name	Age Team	Finals
1 Gurevich, Bridget	12 MA_4	31.64
2 Forti, Charlotte	12 PAC4	32.37
3 Geller, Nicole	12 Reddam	34.14
4 Silove, Jade	12 ARD4	34.39
5 Morrisey, Gemma	12 WCC4	34.51
6 Levin, Dinah	12 Moriah-NS	34.62
7 Fortunaso-Klocker, Emily	12 Hunter Valley G	34.77
8 Fisher, Eliza	12 SLG4	34.81
9 Janse Van Rensburg, Gene	12 Hunter Valley G	35.97
10 Banks, Georgia	12 SLG4	36.28
11 Monk, Montana	12 Bishop Tyrrell	37.56
12 Senator, Yoella	12 Moriah-NS	38.48
13 Eyland, Millie	12 Nac	39.17
14 Meurant, Kate	12 Sac	40.40
15 Kladis, Rafaela	12 St Euphemia	46.37

Event 68 Boys 13 Year Olds 50 LC Meter Freestyle

Name	Age Team	Finals
1 Hamson, Joseph	13 Scone Grammar	27.43
2 Burnett, William	13 Calrossy	27.87
3 Yuan, Galen	13 Redeemer BS	28.81
4 Hanrahan, Jack	13 PAC4	29.25
5 Jeffery, Oscar	13 Newcastle GS	30.35
6 Healey, James	13 TIG4	30.48
7 Leka, Christopher	13 Arndell	30.55
8 Potash, Ben	13 Moriah-NS	30.58
9 Peknice, Toby	13 SLG4	30.77
10 Henry, Brook	13 Nac	31.44
11 Smith, Oscar	13 Tphs-NS	31.48
12 Chappell, Nicholas	13 WCC4	31.76
13 Liang, Frank	13 WCC4	32.36
14 Davis, Tyler	13 Reddam	32.96
15 Tytherleigh, Kaylam	13 Nac	33.43
16 Kofoed, James	13 Tphs-NS	33.81
17 Kwak, Jaydon	13 Redeemer BS	34.37



Event 69 Girls 13 Year Olds 50 LC Meter Freestyle

Name	Age Team	Finals
1 Fayers, Cassandra	13 St Phillips New	29.58
2 Harris, Sarah	13 Macquarie Colleg	30.04
3 Charlton, Olivia	13 NG_4	30.38
4 Andren, Beth	13 Calrossy	30.64
5 Buckley, Hannah	13 Tphs-NS	31.00
6 Ray, Holly	13 WAC4	31.31
6 Bacic-Johnston, Aria	13 TIG4	31.31
8 Berson, Jade	13 Emanuel-NS	31.42
9 Berry, Gracie	13 Reddam	31.89
10 Hughes, Ella	13 Nac	31.97
11 Yuan, Marina	13 Redeemer BS	32.41
12 Heiniger, Taylor	13 SLG4	32.42
13 Botfield, Ashley	13 WCC4	32.50
14 Joseph, Nellie	13 Reddam	33.34
15 DE Rooy, Claudia	13 Nac	33.75

Event 70 Boys 14 Year Olds 50 LC Meter Freestyle

Name	Age Team	Finals
1 Homann, Joshua	14 Arndell	27.41
2 Elbourne, Jared	14 Emanuel-NS	27.79
3 Willis, Hunter	14 Bishop Tyrrell	28.40
4 Amoils, Adam	14 Moriah-NS	28.50
5 Gillard, Caleb	14 Macquarie Colleg	28.72
6 Charlston, Jack	14 Sac	28.78
7 Sampson, Dylan	14 SLG4	29.46
8 Havenga, Deniel	14 HAC4	29.49
9 Bricker, Max	14 Nac	29.92
10 Paver, Rex	14 Reddam	29.97
11 Ruggeri, Alexander	14 PAC4	30.23
12 Glick, Damon	14 Moriah-NS	30.45
13 Bueno, Ronan	14 MAS4	31.39
14 Turner, Nickolas	14 St Euphemia	37.73
15 Papaspyropoulos, Emmanue	14 St Euphemia	39.71

Event 71 Girls 14 Year Olds 50 LC Meter Freestyle

Name	Age Team	Finals
1 Yates, Claudia	14 Hunter Valley G	29.36
2 Heiniger, Chloe	14 SLG4	29.45
3 McMurtry, Megan	14 Tphs-NS	29.58
4 Goodridge, Gabriella	14 Emanuel-NS	29.84
5 Norman, Isabella	14 WAC4	30.09
6 Carter, Jordan	14 Arndell	30.16
7 Fryer, Annabel	14 Rhac	30.43
8 Black, Sarah	14 Arndell	30.55
9 Zofrea, Eva	14 Tphs-NS	30.84
10 McLoughlin, Imogen	14 Central Coast AS	30.99
11 Dilley, Alyssa	14 Nac	31.31
12 Gavin, Jamie	14 Reddam	32.22
13 Walker, Tigerlilly	14 Reddam	32.41
14 Livingstone, Jessica	14 Sac	33.38
15 Watson, Charlie	14 OGS4	35.40



16 Zammit, Mikalah	14 Redeemer BS	36.82
17 Chauhan, Akshita	14 St Mark's	40.24

Event 72 Boys 15 Year Olds 50 LC Meter Freestyle

Name	Age Team	Finals
1 Watts, Nathan	15 Calrossy	26.50
2 Saab, Evan	15 GRG4	27.44
3 Fleck, Karl	15 Bishop Tyrrell	27.56
4 Light, Caine	15 WCC4	27.83
5 Katz, Judd	15 Moriah-NS	28.17
6 Welfare, Luca	15 Igs-NS	28.43
7 McLean, Conor	15 Nac	28.90
8 Bolton, Anthony	15 Redeemer BS	33.13

Event 73 Girls 15 Year Olds 50 LC Meter Freestyle

Name	Age Team	Finals
1 Wheeler, Lauren	15 WCC4	29.94
2 King, Kyra	15 TIG4	30.05
3 Griffith, Sarah	15 GRG4	31.40
4 Balkin, Hannah	15 Moriah-NS	32.43
5 Norgard, Emma	15 St Phillips New	32.69
6 Cavanagh, Brooke	15 Sac	33.02
7 Stacey, Jessica	15 Sac	33.84
8 Leggett-Budden, Emma	15 Tphs-NS	33.96
9 Mahn, Ashleigh	15 Tphs-NS	34.46
10 Zammit, Carla	15 Redeemer BS	37.04
11 Hughes, Pariselle	15 Redeemer BS	39.09

Event 74 Boys 16 Year Olds 50 LC Meter Freestyle

Name	Age Team	Finals
1 Godbille, Nicolas	16 NG_4	26.07
2 Fayers, Jesse	16 St Phillips New	26.72
3 Newberry, James	16 Calrossy	26.87
4 Gard, Riley	16 WCC4	26.99
5 Gaynor, Timothy	16 TIG4	27.15
6 Melas, Constandinos	16 St Euphemia	27.17
7 Gray, Jackson	16 BAC4	27.62
8 Jokinen, Zac	16 Ifs-NS	28.12
9 Kwok, Joshua	16 Reddam	28.28
10 Longo, James	16 All Saints GS	29.57
11 Amoils, Joshua	16 Emanuel-NS	29.65

Event 75 Girls 16 Year Olds 50 LC Meter Freestyle

Name	Age Team	Finals
1 Spicer, Tiarne	16 St Phillips New	29.02
2 Reuven, Laila	16 Moriah-NS	29.20
3 Massingham, Jana	16 TIG4	29.71
4 Williams, Caitlin	16 BAC4	29.82
5 Geelan, Lucy	16 Macquarie Colleg	30.20
6 Robson, Georgia	16 TIG4	30.57
7 Tombs, Latika	16 Tphs-NS	31.08
8 Hayim, Shira	16 Moriah-NS	31.31



9 Jones, Chloe	16 Macquarie Colleg	31.66
10 Johnson, Jade	16 Thg\$	31.74
11 Barker, Sarah	16 Nac	33.23
12 Burns, Andrea	16 Redeemer BS	33.57
13 Louskos, Marie	16 St Euphemia	38.05

Event 76 Boys 17 Year Olds 50 LC Meter Freestyle

Name	Age Team	Finals
1 Hilton, Adam	17 WCC4	25.88
2 Geller, Joshua	17 Reddam	27.17
3 Davison, Matthew	17 Nac	27.20
4 Ebeling, Adam	17 MAS4	27.21
5 Zimmerman, Gidon	17 Moriah-NS	28.51
6 DE Rooy, Zachariah	17 Nac	29.24
7 Goldberg, Jared	17 Moriah-NS	29.38
8 Poyitt, James	17 Redeemer BS	31.61
9 Bolton, Lachlan	17 Redeemer BS	31.69

Event 77 Girls 17 Year Olds 50 LC Meter Freestyle

Name	Age Team	Finals
1 Fry, Olivia	17 WCC4	29.39
2 Hayne, Holly	17 Sac	29.48
3 Craig, Elise	17 WCC4	29.50
4 Gibbons, Laura	17 TIG4	29.76
5 Ngatuvai, Moana	17 Hunter Valley G	29.99
6 Bitas, Katherine	17 St Euphemia	31.58
7 Furley, Emmaline	17 THA4	31.83
8 Penkin, Sabrina	17 Moriah-NS	32.90
9 Oosthuizen, Alex	17 Moriah-NS	33.06
10 Matheson, Brooke	17 ARD4	33.44
11 Wrublewski, Charlie	17 Emanuel-NS	34.71

Event 78 Boys 18 & Over 50 LC Meter Freestyle

Name	Age Team	Finals
1 Hughes, Rhys	18 Macquarie Colleg	25.73
2 Taranec, Harrison	18 GRG4	26.06
3 Parkes, Max	18 Sac	26.17
4 Hecimovic, Hayden	18 WAC4	26.97
5 Streater, Justin	18 BAC4	27.11
6 Elsley, Bronson	18 Newcastle GS	27.31
7 Gerdes, Lachlan	18 ARD4	27.52
8 Howe, Joseph	18 Igs-NS	29.30
9 Poyitt, Martyn	18 Redeemer BS	30.49
10 Forrester, Tristan	18 Redeemer BS	33.30

Event 79 Girls 18 & Over 50 LC Meter Freestyle

Name	Age Team	Finals
1 Steer, Emily	19 NG_4	28.68
2 Bolte, Kate	18 Calrossy	28.94
3 Hodgson, Sophie	18 Hunter Valley G	29.70
4 Follett, Jasmine	18 SLG4	30.01
5 Fox, Alice	18 TIG4	31.55



6 Hamson, Maddy	18 Scone Grammar	31.75
7 Ribarovski, Taylah	18 GRG4	32.95
8 Jones, Sophie	18 Nac	33.43

Event 80 Women 12-19 50 LC Meter Freestyle Multi Class

Name	Age Team	Finals
1 Elliott S8, Maddison S8	18 Bishop Tyrrell	J33.29
3 Nekic S14, Abby S14	16 GRG4	33.43
6 Scott S10, Amelia S10	14 Tphs-NS	J51.06
7 Shin S15, Christine S15	17 HAC4	J49.42
8 Moore S14, Cate S14	14 Arndell	J1:09.02

Event 80 Boys 12-19 50 LC Meter Freestyle Multi Class

Name	Age Team	Finals
2 Robins S15, Ben S15	15 Thg\$	J28.59
4 Brown S10, Tyler S10	13 GRG4	35.59
5 Nadaskay S10, Ezekiel S1	14 HAC4	36.09
9 Toumi-Cussinett S8, Illy	15 Tphs-NS	J1:06.55

Event 81 Boys 12-14 200 LC Meter IM

Name	Age Team	Finals
1 Lucas, Joel	14 Spcc - Cessnock	2:34.39
2 Gillard, Caleb	14 Macquarie Colleg	2:37.98
3 Charlston, Jack	14 Sac	2:38.21
4 Homann, Joshua	14 Arndell	2:41.47
5 Havenga, Deniel	14 HAC4	2:43.33
6 Andrews, Darcy	14 HAC4	2:44.45
7 Hanrahan, Jack	13 PAC4	2:47.49
8 Healey, James	13 TIG4	2:48.62
9 Miu, Nathan	14 McDonald-NS	2:52.52
10 Smith, Oscar	13 Tphs-NS	2:52.80
11 Hayne, Cameron	14 Sac	2:55.15
-- Bhat, Aman	13 St Mark's	DQ
-- Sampson, Dylan	14 SLG4	DQ

Event 82 Girls 12-14 200 LC Meter IM

Name	Age Team	Finals
1 Fayers, Cassandra	13 St Phillips New	2:39.31
2 Harris, Sarah	13 Macquarie Colleg	2:43.61
3 Carter, Jordan	14 Arndell	2:50.23
4 Goldmann, Charli	14 PAC4	2:51.06
5 Dilley, Alyssa	14 Nac	2:58.52
6 Yuan, Marina	13 Redeemer BS	3:05.61
7 Mullard, Alessandra	13 Igs-NS	3:11.59
8 Hughes, Ella	13 Nac	3:11.68

Event 83 Boys 15-16 200 LC Meter IM

Name	Age Team	Finals
1 Gard, Riley	16 WCC4	2:29.33
2 Welfare, Luca	15 Igs-NS	2:31.31



3 Katz, Judd	15 Moriah-NS	2:32.25
4 Cupitt, Cody	15 WAC4	2:36.34
5 McLean, Conor	15 Nac	2:51.84
6 Gordon, Mason	16 Tphs-NS	2:55.82

Event 84 Girls 15-16 200 LC Meter IM

Name	Age Team	Finals
1 King, Kyra	15 TIG4	2:41.32
2 Robson, Georgia	16 TIG4	2:43.28
3 Pearson, Briellyn	15 NG_4	2:44.22
4 Bentley, Kayla	16 PAC4	2:49.19
5 Orman, Georgie	15 Calrossy	2:53.49
6 Tombs, Latika	16 Tphs-NS	3:08.74
7 Cavanagh, Brooke	15 Sac	3:14.03
8 Zammit, Carla	15 Redeemer BS	3:48.81

Event 85 Boys 17 & Over 200 LC Meter IM

Name	Age Team	Finals
1 Parkes, Max	18 Sac	2:21.62
2 Hughes, Rhys	18 Macquarie Colleg	2:22.00
3 Solnik, Yarin	17 MA_4	2:34.88
4 Ebeling, Adam	17 MAS4	2:45.27

Event 86 Girls 17 & Over 200 LC Meter IM

Name	Age Team	Finals
1 Follett, Jasmine	18 SLG4	2:34.47
2 Seton, Sophia	17 MAS4	2:41.60
3 Gibbons, Laura	17 TIG4	2:42.17
4 Craig, Elise	17 WCC4	2:43.78
5 Carter, Loren	17 Arndell	2:57.17

Event 87 Boys 12-14 4x50 LC Meter Freestyle Relay

Team	Finals
1 Moriah College-NS 1) Glick, Damon 14 2) Potash, Ben 13 3) Senator, Asher 14 4) Amoils, Adam 14	2:00.15
2 Arndell Anglican College 1) Donaldson, Jack 14 2) Heather, Joshua 14 3) Homann, Joshua 14 4) Leka, Christopher 13	2:00.67
3 St Philips CC N - Aices 1) Bowen, Bryn 14 2) Dalton, York 14 3) Sargeant, Thomas 13 4) Robards, Jeremy 13	2:02.40
4 Penrith Anglican College 1) Ruggeri, Alexander 14 2) Hanrahan, Jack 13 3) Kalantar, Jooya 13 4) Bentley, Lucas 13	2:03.59
5 The Illawarra Grammar 1) Matar, Omar 12 2) Healey, James 13 3) Jiang, Daniel 13 4) Havadjia, Ethan 14	2:04.45
6 St Lukes Grammar 1) Peknice, Toby 13 2) Hoffman, Stuart 14 3) Sampson, Dylan 14 4) Dumas, Victor 14	2:04.62
7 William Clarke College	2:04.95



1) Gray, Dylan 14	2) Hilton, Marcus 14	
3) Chappell, Nicholas 13	4) Liang, Frank 13	
8 Central Coast As- Aices		2:04.96
1) Cummins, Sam 13	2) De-Bellis, Kai 14	
3) Hogan, Liam 14	4)	
9 Pittwater House-AICES-NS		2:06.33
1) Smith, Oscar 13	2) Pinnington, James 14	
3) Wei, Ethan 14	4) Thomas, Ryan 13	
10 Shellharbour Anglican College		2:06.35
1) Charlston, Jack 14	2) Romankin, Nikita 13	
3) Southern, Deakin 14	4) Hayne, Cameron 14	
11 The Hills Grammar School		2:20.39
1) Aldridge, Tadhg 13	2) Dearden, Jarrod 14	
3) Lee, Jaeyoung 14	4) Yoo, Dylan 13	
-- Newcastle GS - Aices		DQ
1) Bell, Hamish 14	2) Riley, Kyle 14	
3) Routley, Jadon 14	4) Jeffery, Oscar 13	

Event 88 Girls 12-14 4x50 LC Meter Freestyle Relay

Team	Finals
1 Macquarie College - Aices	2:03.46
1) Harris, Sarah 13	2) Teague, Jazmyn 14
3) Gearing, Freya 13	4) Battese, Teesha 13
2 Arndell Anglican College	2:04.29
1) Carter, Jordan 14	2) Facchin, Alicia 14
3) Ferris, Emily 13	4) Black, Sarah 14
3 Calrossy As- Aices	2:05.11
1) Hedley, Sophie 14	2) Wright, Imogen 13
3) Cantrill, Amy 13	4) Andren, Beth 13
4 Pittwater House-AICES-NS	2:05.31
1) Hicks, Emily 13	2) Zofrea, Eva 14
3) McMurtry, Megan 14	4) Buckley, Hannah 13
5 St Philips CC N - Aices	2:05.99
1) Fayers, Cassandra 13	2) Andrews, Claire 13
3) Richardson, Emily 14	4) Hewat, Ella 14
6 St Lukes Grammar	2:06.14
1) Heiniger, Taylor 13	2) Heiniger, Chloe 14
3) Barnes, Jesse 14	4) Henderson, Catriona 14
7 William Clarke College	2:07.65
1) Jarvis, Sophie 14	2) Cook, Jessica 14
3) Botfield, Ashley 13	4) Gould, Olivia 13
8 Penrith Anglican College	2:08.50
1) Field, Georgia 13	2) Fawns, Olivia 13
3) Goldmann, Charli 14	4) McAlister, Abbey 13
9 Nowra Anglican College	2:09.85
1) Dilley, Alyssa 14	2) Morris, Lily 14
3) DE Rooy, Claudia 13	4) Hughes, Ella 13
10 The Illawarra Grammar	2:10.61
1) Bacic-Johnston, Aria 13	2) Budai, Illuka 13
3) Logan, Amy 14	4) Taranto, Cartia 14
11 The Emanuel School-NS	2:20.32
1) Berson, Jade 13	2) Trenaman, Samara 13
3) Lapidge, Romi 12	4) Goodridge, Gabriella 14
12 Redeemer Baptist School	2:37.77
1) Zammit, Mikalah 14	2) Yuan, Marina 13
3) Jones, Suzanne 14	4) Burns, Ruth 14

Event 89 Boys 15-16 4x50 LC Meter Freestyle Relay



Team	Finals
1 Calrossy As- Aices 1) Newberry, James 16 3) Gray, Sam 16	2) Bolte, Patrick 15 4) Watts, Nathan 15 1:48.95
2 William Clarke College 1) Gard, Riley 16 3) Light, Caine 15	2) Hurley, Damon 15 4) Sharpe, Jordan 16 1:50.71
3 St Philips CC N - Aices 1) Fayers, Jesse 16 3) van Haren, Hugo 15	2) Dean, Nathaniel 16 4) Rees, Jimmie 16 1:52.51
4 The Illawarra Grammar 1) Gaynor, Timothy 16 3) Pallone, Austin 15	2) Spicknall, Griffin 15 4) Buchannan, Joshua 15 1:55.45
5 Moriah College-NS 1) Levin, Joshua 15 3) Katz, Judd 15	2) Penkin, Samuel 15 4) May, Shaun 15 1:57.49
6 Arden Anglican School 1) McLean, Justin 16 3) Hemphill, Dan 16	2) Yeung, Lachlan 16 4) Low, Nathan 16 1:58.39
7 Pittwater House-AICES-NS 1) Parker, Jonathan 15 3) House, Liam 16	2) Gordon, Mason 16 4) Fisk, Harrison 16 1:58.64
8 Northholm Grammar School 1) Charlton, Jack 16 3) Ho, Nathan 15	2) Godbille, Nicolas 16 4) Purchase, Jackson 16 1:58.88
9 All Saints Grammar School 1) Tsekouras, Tollie 15 3) Stavropoulos, Chrysostomos 16	2) Longo, James 16 4) Kavvalos, John 15 2:11.75
-- Thomas Hassall 1) Micallef, Bradley 16 3) Adam, Andrew 16	2) Dalianis, Harrison 15 4) Collyer, Bill 15 DQ

Event 90 Girls 15-16 4x50 LC Meter Freestyle Relay

Team	Finals
1 The Illawarra Grammar 1) King, Kyra 15 3) Massingham, Jana 16	2) Gibbons, Amy 15 4) Robson, Georgia 16 2:04.33
2 Calrossy As- Aices 1) Gray, Emily 16 3) Melbourne, Jessie 15	2) Hedley, Amelia 16 4) Orman, Georgie 15 2:08.44
3 Arndell Anglican College 1) Fallon, Emma 15 3) Homann, Caitlin 16	2) Judd, Abbey 16 4) Patterson, Chloe 16 2:09.33
4 Macquarie College - Aices 1) Anderson, Jasmine 15 3) Geelan, Lucy 16	2) Jones, Chloe 16 4) Kelly, Amber 15 2:09.76
5 St Philips CC N - Aices 1) Norgard, Emma 15 3) Stock, Imogen 16	2) Spicer, Tiarne 16 4) Silic, Nicola 16 2:12.38
6 Arden Anglican School 1) Baker, Alanna 16 3) Bennett, Asha 15	2) Liney, Sophie 15 4) Abercromby, Charlotte 15 2:14.63
7 Pittwater House-AICES-NS 1) Tombs, Latika 16 3) Scott, Camryn 16	2) Leggett-Budden, Emma 15 4) Fordy, Isabella 16 2:16.27
8 Shellharbour Anglican College	2:21.45



1) Freitag, Chelsea 16	2) Cavanagh, Brooke 15	
3) Stacey, Jessica 15	4) Schier, Aimee 16	
9 Macarthur Anglican		2:22.57
1) Locke, Olivia 16	2) Alexander, Esther 15	
3) Baird, Amelia 16	4) Sherrell, Ashleigh 16	
10 Redeemer Baptist School		2:33.25
1) Burns, Andrea 16	2) Zammit, Carla 15	
3) Poyitt, Miriam 15	4) Hughes, Pariselle 15	
-- St Lukes Grammar		DQ
1) Dawson, Sabrina 16	2) Geros, Tianah 15	
3) Gibson, Alexandra 16	4) Gladstone, Chloe 15	

Event 91 Boys 17 & Over 4x50 LC Meter Freestyle Relay

Team	Finals
1 Newcastle GS - Aices	1:52.24
2 St Lukes Grammar	1:52.82
1) Clerke, James 17	2) Mcalpine, Hugh 17
3) Phillips, Lucas 18	4) Edwards, Jack 18
3 Georges River Grammar School	1:52.83
1) Taranec, Harrison 18	2) Black, Lachlan 18
3) Pulling, Bevan 17	4) Griffith, Travis 17
4 Lakes Grammar - Aices	1:55.37
1) Moore, Logan 17	2) Freeman, Sean 17
3) Strawbridge, Nelson 17	4) Cunningham, Fletcher 18
5 Arden Anglican School	1:55.82
1) Gerdes, Lachlan 18	2) Baker, Liam 18
3) Devine, Joshua 18	4) Marsden-Readford, Owen 17
6 Redeemer Baptist School	2:07.60
1) Forrester, Tristan 18	2) Bolton, Lachlan 17
3) Poyitt, Martyn 18	4) Poyitt, James 17

Event 92 Girls 17 & Over 4x50 LC Meter Freestyle Relay

Team	Finals
1 St Lukes Grammar	2:04.92
1) Mastroiann, Gabriela 17	2) Follett, Jasmine 18
3) Terry, Sabrina 17	4) Wickham, Gemma 17
2 Hunter Valley Gs- Aices	2:06.93
1) Hodgson, Sophie 18	2) West, Millicent 18
3) Knox, Olivia 17	4) Ngatuvai, Moana 17
3 Thomas Hassall	2:11.14
1) Furley, Emmaline 17	2) Francis, Alana 17
3) Cosier, Georgia 17	4) Kovac, Sophia 18

Event 93 Boys 12-14 4x50 LC Meter Medley Relay

Team	Finals
1 Newcastle GS - Aices	2:18.22
1) Jeffery, Oscar 13	2) Riley, Kyle 14
3) Routley, Jadon 14	4) Bell, Hamish 14
2 Calrossy As- Aices	2:18.62
1) Murray, Angus 14	2) Clark, Nathan 14
3) Burnett, William 13	4) Watts, Mitchell 14
3 St Philips CC N - Aices	2:22.38
1) Bowen, Bryn 14	2) Robards, Jeremy 13
3) Sargeant, Thomas 13	4) Dalton, York 14



4 Penrith Anglican College		2:22.76
1) Ruggeri, Alexander 14	2) Hanrahan, Jack 13	
3) Harrold, Miles 14	4) Bentley, Lucas 13	
5 Shellharbour Anglican College		2:25.49
1) Hayne, Cameron 14	2) Southern, Deakin 14	
3) Charlston, Jack 14	4) Romankin, Nikita 13	
6 William Clarke College		2:27.18
1) Gray, Dylan 14	2) Hilton, Marcus 14	
3) Lovejoy, Hayden 14	4) Rees, Mitchell 13	
7 Moriah College-NS		2:27.39
1) Amoils, Adam 14	2) Nurick, Matt 14	
3) Glick, Damon 14	4) Potash, Ben 13	
8 Pittwater House-AICES-NS		2:28.17
1) Wei, Ethan 14	2) Thacker, Jarod 14	
3) Pinnington, James 14	4) Smith, Oscar 13	
9 The Illawarra Grammar		2:28.34
1) Matar, Omar 12	2) Healey, James 13	
3) Jiang, Daniel 13	4) Druett, Joseph 14	
10 St Lukes Grammar		2:30.30
1) Peknice, Toby 13	2) Hoffman, Stuart 14	
3) Sampson, Dylan 14	4) Dumas, Victor 14	
11 Arndell Anglican College		2:31.55
1) Homann, Joshua 14	2) McGregor, Will 12	
3) Leka, Christopher 13	4) Donaldson, Jack 14	
12 Redeemer Baptist School		2:39.59
1) Yuan, Galen 13	2) Tjhin, Ethan 13	
3) Kwak, Jaydon 13	4) Prakash, Adithya 13	
13 The Hills Grammar School		2:55.34
1) Aldridge, Tadhg 13	2) Dearden, Jarrod 14	
3) Lee, Jaeyoung 14	4) Yoo, Dylan 13	

Event 94 Girls 12-14 4x50 LC Meter Medley Relay

Team	Finals
1 Macquarie College - Aices	2:17.81
1) Harris, Sarah 13	2) Teague, Jazmyn 14
3) Penn, Saffire 14	4) Battese, Teesha 13
2 St Lukes Grammar	2:23.19
1) Heiniger, Chloe 14	2) Heiniger, Taylor 13
3) Henderson, Catriona 14	4) Biddulph, Hayley 14
3 Pittwater House-AICES-NS	2:25.67
1) Hicks, Emily 13	2) Zofrea, Eva 14
3) McMurtry, Megan 14	4) Buckley, Hannah 13
4 Arndell Anglican College	2:26.25
1) McMurray, Rachel 14	2) Carter, Jordan 14
3) Black, Sarah 14	4) Ferris, Emily 13
5 Calrossy As- Aices	2:28.64
1) Cantrill, Amy 13	2) Wright, Imogen 13
3) Hedley, Sophie 14	4) Andren, Beth 13
6 St Philips CC N - Aices	2:28.77
1) Fayers, Cassandra 13	2) Andrews, Claire 13
3) Richardson, Emily 14	4) Hewat, Ella 14
7 William Clarke College	2:30.90
1) Jarvis, Sophie 14	2) Cook, Jessica 14
3) Botfield, Ashley 13	4) Hayward, Grace 13
8 Nowra Anglican College	2:32.57
1) Hughes, Ella 13	2) Dilley, Alyssa 14
3) DE Rooy, Claudia 13	4) Dunn, Maddy 14
9 Georges River Grammar School	2:32.69



1) Behringer, Alexis 14	2) Stone, Hayley 13	
3) Portelli, Mia 13	4) Ribarovski, Alyssa 14	
10 The Illawarra Grammar		2:33.54
1) Bacic-Johnston, Aria 13	2) Budai, Illuka 13	
3) Logan, Amy 14	4) Taranto, Cartia 14	
11 Moriah College-NS		2:50.44
1) Smuskowitz, Ruby 13	2) Cass, Emma 13	
3) Levin, Dinah 12	4) Aronowitz, Jayme 14	
12 Redeemer Baptist School		3:01.11

Event 95 Boys 15-16 4x50 LC Meter Medley Relay

Team	Finals
1 William Clarke College	2:05.21
1) Gard, Riley 16	2) Hurley, Damon 15
3) Sharpe, Jordan 16	4) Light, Caine 15
2 Calrossy As- Aices	2:05.82
1) Wolfgang, Hugh 15	2) Taggart, Alex 16
3) Watts, Nathan 15	4) Newberry, James 16
3 St Philips CC N - Aices	2:08.90
1) van Haren, Hugo 15	2) Dean, Nathaniel 16
3) Farley, James 16	4) Fayers, Jesse 16
4 Hunter Valley Gs- Aices	2:14.00
1) Bell, Reece 16	2) Buckhurst, Darcy 16
3) Nicholson, Edwin 15	4) Graham, Marcus 16
5 The Illawarra Grammar	2:14.12
1) Gaynor, Timothy 16	2) Buchanan, Joshua 15
3) Spicknall, Griffin 15	4) Pallone, Austin 15
6 Moriah College-NS	2:15.01
1) Katz, Judd 15	2) Penkin, Samuel 15
3) May, Shaun 15	4) Levin, Joshua 15
7 Thomas Hassall	2:15.34
1) Micallef, Bradley 16	2) Collyer, Bill 15
3) Adam, Andrew 16	4) Dalianis, Harrison 15
8 Arden Anglican School	2:16.40
1) Spiritosanto, Matthew 15	2) Hemphill, Dan 16
3) McLean, Justin 16	4) Yeung, Lachlan 16
9 Pittwater House-AICES-NS	2:20.28
1) Taylor, Peter 16	2) Dennison, Finlay 16
3) House, Liam 16	4) Gordon, Mason 16
10 Northholm Grammar School	2:21.02
1) Charlton, Jack 16	2) Godbille, Nicolas 16
3) Ho, Nathan 15	4) Purchase, Jackson 16
11 All Saints Grammar School	2:33.79
1) Longo, James 16	2) Stavropoulos, Chrysostomos 16
3) Toskas, Athan 15	4) Kavvalos, John 15

Event 96 Girls 15-16 4x50 LC Meter Medley Relay

Team	Finals
1 The Illawarra Grammar	2:21.07
1) King, Kyra 15	2) Gibbons, Amy 15
3) Massingham, Jana 16	4) Robson, Georgia 16
2 The Hills Grammar School	2:25.55
1) Chan, Charlotte 16	2) Johnson, Jade 16
3) Lacey, Samantha 16	4) Tan, Julia 15
3 Moriah College-NS	2:27.97
1) Hayim, Shira 16	2) Zimmerman, Erin 15



3) Younger, Ashley 15	4) Reuven, Laila 16	
4 St Philips CC N - Aices		2:29.72
1) Stock, Imogen 16	2) Silic, Nicola 16	
3) Spicer, Tiarne 16	4) Norgard, Emma 15	
5 Macquarie College - Aices		2:30.51
1) Anderson, Jasmine 15	2) Jones, Chloe 16	
3) Geelan, Lucy 16	4) Kelly, Amber 15	
6 Lakes Grammar - Aices		2:35.17
1) Glanville, Olivia 15	2) Strawbridge, Aimee-Jane 15	
3) Akhurst, Whitney 16	4) Clark, Jacinta 16	
7 Arden Anglican School		2:38.70
1) Abercromby, Charlotte 15	2) Baker, Alanna 16	
3) Bennett, Asha 15	4) Liney, Sophie 15	
8 Pittwater House-AICES-NS		2:40.29
1) Leggett-Budden, Emma 15	2) Mahn, Ashleigh 15	
3) Scott, Camryn 16	4) Tombs, Latika 16	
9 St Lukes Grammar		2:42.78
1) Dawson, Sabrina 16	2) Dissing, Isabella 15	
3) Gibson, Alexandra 16	4) Gladstone, Chloe 15	
10 Macarthur Anglican		2:53.06
1) Alexander, Esther 15	2) Locke, Olivia 16	
3) Baird, Amelia 16	4) Sherrell, Ashleigh 16	
11 The Emanuel School-NS		3:00.16
1) Sologub, Tammy 16	2) Joffe, Lara 15	
3) Amoils, Ashne 16	4) Goldman, Allegra 15	
-- Redeemer Baptist School		DQ
1) Burns, Andrea 16	2) Mulvaney, Aisling 15	
3) Zammit, Carla 15	4) Hughes, Pariselle 15	

Event 97 Boys 17 & Over 4x50 LC Meter Medley Relay

Team		Finals
1 Newcastle GS - Aices		2:08.72
1) Agostino-Morrow, Caleb 17	2) Barnett, Josh 18	
3) Elsley, Bronson 18	4) Young, Nathan 18	
2 Georges River Grammar School		2:09.09
1) Taranec, Harrison 18	2) Black, Lachlan 18	
3) Pulling, Bevan 17	4) Griffith, Travis 17	
3 St Lukes Grammar		2:11.00
1) Clerke, James 17	2) Mcalpine, Hugh 17	
3) Phillips, Lucas 18	4) Edwards, Jack 18	
4 Lakes Grammar - Aices		2:13.29
1) Freeman, Sean 17	2) Moore, Logan 17	
3) Strawbridge, Nelson 17	4) Cunningham, Fletcher 18	
5 Moriah College-NS		2:19.12
1) Goldberg, Jared 17	2)	
3) Zimmerman, Gidon 17	4) May, Shaun 15	
6 Arden Anglican School		2:21.53
1) Quinn, Liam 17	2) Lee, Jasper 17	
3) Baker, Liam 18	4) Gerdes, Lachlan 18	
-- Redeemer Baptist School		DQ
1) Bailey, Callum 17	2) Poyitt, James 17	
3) Poyitt, Martyn 18	4) Haddad, Jerome 18	

Event 98 Girls 17 & Over 4x50 LC Meter Medley Relay

Team		Finals
1 Thomas Hassall		2:26.99



1) Maday, Claudia 18	2) Francis, Alana 17	
3) Furley, Emmaline 17	4) Cosier, Georgia 17	
2 Hunter Valley Gs- Aices		2:31.49
1) Ngatuvai, Moana 17	2) Knox, Olivia 17	
3) Hodgson, Sophie 18	4) Redgrove, Alberta 17	

Event 99 Boys 12-19 4x75 LC Meter Freestyle Relay

Team	Finals
1 St Philips CC N - Aices	2:58.69
1) Lee, Cooper 12	2) Sargeant, Thomas 13
3) Bowen, Bryn 14	4) van Haren, Hugo 15
2 Moriah College-NS	3:02.50
1) Germane, Charlie 12	2) Potash, Ben 13
3) Amoils, Adam 14	4) Katz, Judd 15
3 St Lukes Grammar	3:02.95
1) Peknice, Toby 13	2) Sampson, Dylan 14
3) Phillips, Stephen 15	4) Samuel, Jamie 16
4 The Illawarra Grammar	3:03.74
1) Matar, Omar 12	2) Healey, James 13
3) Havadjia, Ethan 14	4) Spicknall, Griffin 15
5 Newcastle GS - Aices	3:05.99
1) Fensom, Jack 12	2) Jeffery, Oscar 13
3) Henderson, Connor 15	4) Routley, Jadon 14
6 Arndell Anglican College	3:06.30
1) McGregor, Will 12	2) Leka, Christopher 13
3) Homann, Joshua 14	4) Hollis-Watts, Kyle 15
7 William Clarke College	3:06.40
1) Cook, Benjamin 12	2) Chappell, Nicholas 13
3) Gray, Dylan 14	4) Hurley, Damon 15
8 Arden Anglican School	3:09.27
1) Liney, Euan 12	2) Wright, Andrew 13
3) Hill, Naasson 14	4) Spiritosanto, Matthew 15
9 Thomas Hassall	3:10.15
1) Trimboli, Damien 12	2) Moledo, Tristan 13
3) Sullivan, Luke 14	4) Dalianis, Harrison 15
10 Nowra Anglican College	3:15.30
1) Maxted, Thomas 12	2) Davison, Matthew 17
3) McLean, Conor 15	4) Calderon, Blake 16

Event 100 Girls 12-19 4x75 LC Meter Freestyle Relay

Team	Finals
1 Arden Anglican School	3:11.45
1) Silove, Jade 12	2) Friend-Ngui, Anna 13
3) Robertson, Alexandra 14	4) Bennett, Asha 15
2 Calrossy As- Aices	3:13.50
1) Froud, Jessica 12	2) Andren, Beth 13
3) Hedley, Sophie 14	4) Orman, Georgie 15
3 Macquarie College - Aices	3:14.14
1) Newton, Grace 12	2) Harris, Sarah 13
3) Teague, Jazmyn 14	4) Anderson, Jasmine 15
4 St Lukes Grammar	3:14.70
1) Fisher, Eliza 12	2) Heiniger, Chloe 14
3) Heiniger, Taylor 13	4) Dawson, Sabrina 16
5 Pittwater House-AICES-NS	3:14.97
1) Jepson, Shantani 12	2) Buckley, Hannah 13
3) Lenarduzzi, Pia 14	4) Leggett-Budden, Emma 15



6	The Illawarra Grammar		3:18.45
	1) Barber, Olivia 12	2) Basic-Johnston, Aria 13	
	3) Logan, Amy 14	4) King, Kyra 15	
7	Arndell Anglican College		3:20.29
	1) Cockayne, Amy 12	2) Ferris, Emily 13	
	3) Black, Sarah 14	4) Fallon, Emma 15	
8	St Philips CC N - Aices		3:22.62
	1) Hubber, Coco 12	2) Fayers, Cassandra 13	
	3) Richardson, Emily 14	4) Norgard, Emma 15	
9	Macarthur Anglican		3:28.91
	1) Doyle, Kindra 14	2) Groves, Emily 12	
	3) Locke, Olivia 16	4) Seton, Georgina 15	
10	Shellharbour Anglican College		3:30.54
	1) Hayne, Holly 17	2) Elvy, Alexis 14	
	3) Meurant, Kate 12	4) Ward, Portia 13	



AICES Girls Swimming Records 2016

#67	Girls 12 50 Free	30.10	2002	K Brandt - HRIS
#38	Girls 12 100 Free	1:06.26	2002	K Brandt - HRIS
#23	Girls 12 50 Back	34.51	2002	H Brandt - HRIS
#52	Girls 12 50 Breast	37.69	31/03/2014	Felicity Chan - THG4
#2	Girls 12 50 Fly	31.79	2002	H Brandt - HRIS
#69	Girls 13 50 Free	28.77	26/03/2013	Kate Richards - CCA4
#40	Girls 13 100 Free	1:03.25	31/03/2008	Mikaela Middleton - TLAS-
#25	Girls 13 50 Back	32.70	26/03/2013	Chloe Jones - MC_4
#54	Girls 13 50 Breast	35.36	31/03/2008	Mikaela Middleton - TLAS-
#4	Girls 13 50 Fly	30.51	29/03/2012	Oriane Villiers - SAS4S
#17	Girls 12-14 200 Free	2:13.41	26/03/2013	Kelsey Cresswell - TIG4
#82	Girls 12-14 200 IM	2:30.07	2/04/2009	Montana Perkins - SWAS-
#88	Girls 12-14 4x50 Free Relay	1:58.64	31/03/2014	Macquarie College - Macquarie Co
#94	Girls 12-14 4x50 Medley Relay	2:13.05	31/03/2014	William Clarke College - WCC4
#71	Girls 14 50 Free	27.93	31/03/2014	Kate Richards - Central Coast AS
#42	Girls 14 100 Free	1:01.23	26/03/2013	Kelsey Cresswell - TIG4
#27	Girls 14 50 Back	32.28	31/03/2014	Sienna McDonald - WCC4
#56	Girls 14 50 Breast	34.37	2/04/2009	Mikaela Middleton - TLAS-
#6	Girls 14 50 Fly	29.51	31/03/2008	Emma McKeon - TWAS-
#73	Girls 15 50 Free	27.63	2/04/2009	Emma McKeon - TWAS-
#44	Girls 15 100 Free	1:00.87	2/04/2009	Emma McKeon - TWAS-
#29	Girls 15 50 Back	31.27	29/03/2012	Emily Steer - Northholm
#58	Girls 15 50 Breast	34.38	12/03/2015	Kate Richards - Central Coast
#8	Girls 15 50 Fly	28.82	2/04/2009	Emma McKeon - TWAS-
#19	Girls 15-16 200 Free	2:10.00	2/04/2009	Emma McKeon - TWAS-
#84	Girls 15-16 200 IM	2:28.02	2/04/2009	Laura Angus - NGAS-
#90	Girls 15-16 4x50 Free Relay	1:58.46	12/03/2015	William Clarke College - William Clarke
#96	Girls 15-16 4x50 Medley Relay	2:10.64	12/03/2015	William Clarke College - William Clarke
#75	Girls 16 50 Free	27.93	22/04/2010	Emma McKeon - TIAS
#46	Girls 16 100 Free	1:01.30	22/03/2011	Mikaela Middleton - Hills GS
#31	Girls 16 50 Back	31.43	20/03/2006	Emily McMahon - Bankstown GS-
#60	Girls 16 50 Breast	34.08	1999	T Semionov - HZSA
#10	Girls 16 50 Fly	29.44	22/03/2007	Jessie Bullen - BGAS-
#77	Girls 17 50 Free	27.56	29/03/2012	Mikaela Middleton - THG4S
#48	Girls 17 100 Free	1:00.43	29/03/2012	Mikaela Middleton - THG4S
#33	Girls 17 50 Back	31.51	31/03/2014	Emily Steer - NG_4
#62	Girls 17 50 Breast	35.02	31/03/2008	Jessie Bullen - BGAS-
#12	Girls 17 50 Fly	29.16	31/03/2008	Jessie Bullen - BGAS-
#21	Girls 17&O 200 Free	2:14.11	20/03/2006	Cara Mura - TWAS-
#86	Girls 17&O 200 IM	2:28.83	29/03/2012	Adele Goudis - WCC4S
#92	Girls 17&O 4x50 Free Relay	2:01.64	22/03/2007	Bankstown GR
#98	Girls 17&O 4x50 Medley Relay	2:12.32	22/03/2007	Bankstown GR
#79	Girls 18&O 50 Free	28.30	29/03/2012	Emma McKeon - tigs
#50	Girls 18&O 100 Free	1:01.60	30/03/2016	Kate Bolte - Calrossy
#35	Girls 18&O 50 Back	32.00	30/03/2016	Emily Steer - NG_4
#64	Girls 18&O 50 Breast	36.02	31/03/2008	Tahnie Jackson - ARAS-
#14	Girls 18&O 50 Fly	30.10	29/03/2012	Emma McKeon - tigs
#100	Girls 12-19 6x50 Free Relay	3:05.61	31/03/2014	William Clarke College - WCC4



AICES Boys Swimming Records 2016

#66	Boys 12 50 Free	29.06	10/03/2005	Matthew Dawson - NASSA-
#37	Boys 12 100 Free	1:02.60	31/03/2014	Zayne Morphew-Watson - St Philips PS
#22	Boys 12 50 Back	34.11	31/03/2014	Zayne Morphew-Watson - St Philips PS
#51	Boys 12 50 Breast	39.36	10/03/2005	Michael Fell - HZSA-
#1	Boys 12 50 Fly	31.84	10/03/2005	Michael Fell - HZSA
#68	Boys 13 50 Free	27.43	30/03/2016	Joseph Hamson - Scone Grammar
#39	Boys 13 100 Free	59.35		Jayke Rees - PHAS-
#24	Boys 13 50 Back	31.91		Oskar Stevens-Jones - NHAS-
#53	Boys 13 50 Breast	35.85	20/03/2006	Jarrold Hollier - BTAS-
#3	Boys 13 50 Fly	28.73	20/03/2006	Michael Fell - William Clarke C
#16	Boys 12-14 200 Free	2:07.43		J Smith - HZSA
#81	Boys 12-14 200 IM	2:26.20	12/03/2015	Alan Paradzik - Broughton
#87	Boys 12-14 4x50 Free Relay	1:54.06	26/03/2013	William Clarke College - WCC
#93	Boys 12-14 4x50 Medley Relay	2:10.43	31/03/2014	William Clarke College - WCC4
#70	Boys 14 50 Free	25.61	22/04/2010	Jayke Rees - PHAS
#41	Boys 14 100 Free	56.75	22/04/2010	Jayke Rees - PHAS
#26	Boys 14 50 Back	30.18	22/04/2010	Oskar Stevens-Jones - NHAS
#55	Boys 14 50 Breast	33.42	31/03/2014	Justin McLean - ARD4
#5	Boys 14 50 Fly	27.49	22/03/2007	Michael Fell - William Clarke
#72	Boys 15 50 Free	25.55	26/03/2013	Jamie Parker - HVG4
#43	Boys 15 100 Free	55.18	26/03/2013	Jamie Parker - HVG4
#28	Boys 15 50 Back	28.90	12/03/2015	Myles Bailey - St Phillips G
#57	Boys 15 50 Breast	32.97	22/03/2011	Kyron Israelsohn - Masada
#7	Boys 15 50 Fly	27.15	22/04/2010	Nicholas Robertson - SLAS
#18	Boys 15-16 200 Free	1:56.16	31/03/2014	Jamie Parker - Hunter Valley GS
#83	Boys 15-16 200 IM	2:16.28	12/03/2015	Ethan Dorian- - Illawarra
#89	Boys 15-16 4x50 Free Relay	1:45.02	31/03/2014	William Clarke College - WCC4
#95	Boys 15-16 4x50 Medley Relay	1:58.75	31/03/2014	William Clarke College - WCC4
#74	Boys 16 50 Free	24.43	29/03/2012	Kyron Israelsohn - mas
#45	Boys 16 100 Free	53.77	31/03/2014	Jamie Parker - Hunter Valley GS
#30	Boys 16 50 Back	27.93	29/03/2012	Oskar Stevens-Jones - Northholm
#59	Boys 16 50 Breast	32.00	29/03/2012	Kyron Israelsohn - mas
#9	Boys 16 50 Fly	26.32	29/03/2012	Kyron Israelsohn - mas
#76	Boys 17 50 Free	24.57		D Goltsman - CDSSA
#47	Boys 17 100 Free	53.88	12/03/2015	Jamie Parker - Hunter Valley
#32	Boys 17 50 Back	27.61	26/03/2013	Oskar Stevens-Jones - Northholm
#61	Boys 17 50 Breast	31.39	26/03/2013	Kyron Israelsohn - MSAS
#11	Boys 17 50 Fly	26.07	12/03/2015	Jamie Parker - Hunter Valley
#20	Boys 17&O 200 Free	1:55.97	29/03/2012	Jarrold Poort - tigs
#85	Boys 17&O 200 IM	2:10.29	29/03/2012	Sho Nishimoto - slgs
#91	Boys 17&O 4x50 Free Relay	1:44.56	26/03/2013	St Lukes GS - SLG4
#97	Boys 17&O 4x50 Medley Relay	1:59.72	20/03/2006	Broughton Anglican
#78	Boys 18&O 50 Free	24.30	31/03/2014	Kyron Israelsohn - MA_4
#49	Boys 18&O 100 Free	53.76	22/04/2010	David McKeon - TIAS
#34	Boys 18&O 50 Back	29.16	20/03/2006	Robert Hurley - TWAS-
#63	Boys 18&O 50 Breast	31.27	31/03/2014	Kyron Israelsohn - MA_4
#13	Boys 18&O 50 Fly	25.95	26/03/2013	Nicholas Robertson - SLG4
#99	Boys 12-19 6x50 Free Relay	2:50.36	31/03/2014	William Clarke College - WCC4



AICES Swimming Team

Name	Team	Gen	Age
1 Bell, Alexander	Lakes Grammar-AICES	M	12
2 Boyd, Jackson	St Lukes Grammar-AICES	M	12
3 Fisher, Eliza	St Lukes Grammar-AICES	F	12
4 Forti, Charlotte	Penrith AC -aices	F	12
5 Fortunaso-Klocker, Emily	Hunter Valley-AICES	F	12
6 Froud, Jessica	Calrossy-AICES	F	12
7 Garland, William	St Phillips-Cess-AICES	M	12
8 Germane, Charlie	Moriah College-AICES	M	12
9 Gurevich, Bridget	Masada-AICES	F	12
10 Haylen, Voilet	Pittwater House-AICES	F	12
11 Kanaley, Robert	International-AICES	M	12
12 Lee, Cooper	St Phillips-NC-AICES	M	12
13 Liney, Euan	Arden-AICES	M	12
14 Liney, Euan	Arden-AICES	M	12
15 Matar, Omar	The Illawarra Grammar-AICES	M	12
16 Morrissey, Gemma	William Clarke-AICES	F	12
17 Newton, Grace	Macquarie Coll-AICES	F	12
18 Silove, Jade	Arden-AICES	F	12
19 Zeevi, Talia	Moriah College-AICES	F	12
20 Andren, Beth	Calrossy-AICES	F	13
21 Andrews, Claire	St Phillips-NC-AICES	F	13
22 Battese, Teesha	Macquarie Coll-AICES	F	13
23 Brown, Tyler s10b10m10	Georges River-AICES	M	13
24 Buckley, Hannah	Pittwater House-AICES	F	13
25 Burnett, William	Calrossy-AICES	M	13
26 Cantrill, Amy	Calrossy-AICES	F	13
27 Cass, Emma	Moriah College-AICES	F	13
28 Charlton, Olivia	Northholm-AICES	F	13
29 Copeland, Declan	Penrith AC -aices	M	13
30 Fawns, Olivia	Penrith AC -aices	F	13
31 Fayers, Cassandra	St Phillips-NC-AICES	F	13
32 Ferris, Emily	Arndell-AICES	F	13
33 Field, Georgia	Penrith AC -aices	F	13
34 Gearing, Freya	Macquarie Coll-AICES	F	13
35 Hamson, Joseph	Scone Grammar-AICES	M	13
36 Hanrahan, Jack	Penrith AC -aices	M	13
37 Harris, Sarah	Macquarie Coll-AICES	F	13
38 Healey, James	The Illawarra Grammar-AICES	M	13
39 Heiniger, Taylor	St Lukes Grammar-AICES	F	13
40 Jeffery, Oscar	Newcastle Grammar-AICES	M	13
41 Leka, Christopher	Arndell-AICES	M	13
42 Peknice, Toby	St Lukes Grammar-AICES	M	13
43 Potash, Ben	Moriah College-AICES	M	13
44 Robards, Jeremy	St Phillips-NC-AICES	M	13
45 Sargeant, Thomas	St Phillips-NC-AICES	M	13
46 Teleki, Kaitlin	Rouse_Hill_AC-AICES	F	13
47 Wright, Imogen	Calrossy-AICES	F	13
48 Yuan, Galen	Redeemer Baptist-AICES	M	13



Name	Team	Gen	Age
49 Amoils, Adam	Moriah College-AICES	M	14
50 Andrews, Darcy	Hills Ad Col-AICES	M	14
51 Bannon, Grace	St Columba-AICES	F	14
52 Bell, Hamish	Newcastle Grammar-AICES	M	14
53 Biddulph, Hayley	St Lukes Grammar-AICES	F	14
54 Black, Sarah	Arndell-AICES	F	14
55 Bowen, Bryn	St Phillips-NC-AICES	M	14
56 Carter, Jordan	Arndell-AICES	F	14
57 Chan, Felicity	The HillsGS-AICES	F	14
58 Charlston, Jack	Shellharbour_AC-AICES	M	14
59 Clark, Nathan	Calrossy-AICES	M	14
60 Dalton, York	St Phillips-NC-AICES	M	14
61 Dearden, Jarrod	The HillsGS-AICES	M	14
62 De-Bellis, Kai	Central Coast-AICES	M	14
63 Donaldson, Jack	Arndell-AICES	M	14
64 Elbourne, Jared	Emanuel School-AICES	M	14
65 Facchin, Alicia	Arndell-AICES	F	14
66 Gillard, Caleb	Macquarie Coll-AICES	M	14
67 Glick, Damon	Moriah College-AICES	M	14
68 Goldmann, Charli	Penrith AC -aices	F	14
69 Havenga, Deniel	Hills Ad Col-AICES	M	14
70 Heather, Joshua	Arndell-AICES	M	14
71 Hedley, Sophie	Calrossy-AICES	F	14
72 Heiniger, Chloe	St Lukes Grammar-AICES	F	14
73 Henderson, Catriona	St Lukes Grammar-AICES	F	14
74 Homann, Joshua	Arndell-AICES	M	14
75 Lenarduzzi, Pia	Pittwater House-AICES	F	14
76 Lucas, Joel	St Phillips-Cess-AICES	M	14
77 McLoughlin, Imogen	Central Coast-AICES	F	14
78 McMurtry, Megan	Pittwater House-AICES	F	14
79 Moore, Cate s14b14m14	Arndell-AICES	F	14
80 Morphew-Watson, Zane	St Phillips-PS-AICES	M	14
81 Morphew-Watson, Zayne	St Phillips-PS-AICES	M	14
82 Murray, Angus	Calrossy-AICES	M	14
83 Nadaskay, Ezekiel s10b10m10	Hills Ad Col-AICES	M	14
84 Penn, Saffire	Macquarie Coll-AICES	F	14
85 Puri, Kala	Penrith AC -aices	F	14
86 Riley, Kyle	Newcastle Grammar-AICES	M	14
87 Robertson, Alexandra	Arden-AICES	F	14
88 Routley, Jadon	Newcastle Grammar-AICES	M	14
89 Sampson, Dylan	St Lukes Grammar-AICES	M	14
90 Scott, Amelia s9b8m9	Pittwater House-AICES	F	14
91 Senator, Asher	Moriah College-AICES	M	14
92 Teague, Jazmyn	Macquarie Coll-AICES	F	14
93 Watts, Mitchell	Calrossy-AICES	M	14
94 Yates, Claudia	Hunter Valley-AICES	F	14
95 Zofrea, Eva	Pittwater House-AICES	F	14
96 Anderson, Jasmine	Macquarie Coll-AICES	F	15



Name	Team	Gen	Age
97 Bolte, Patrick	Calrossy-AICES	M	15
98 Briedenhann, Johan s10b9m10	St Phillips-Cess-AICES	M	15
99 Fallon, Emma	Arndell-AICES	F	15
100 Gibbons, Amy	The Illawarra Grammar-AICES	F	15
101 Grant, Layne	Manning Valley-AICES	F	15
102 Griffith, Sarah	Georges River-AICES	F	15
103 Hurley, Damon	William Clarke-AICES	M	15
104 Katz, Judd	Moriah College-AICES	M	15
105 King, Kyra	The Illawarra Grammar-AICES	F	15
106 Light, Caine	William Clarke-AICES	M	15
107 Melbourne, Jessie	Calrossy-AICES	F	15
108 Millar, Jack	International-AICES	M	15
109 Orman, Georgie	Calrossy-AICES	F	15
110 Pajor, Alon	Moriah College-AICES	M	15
111 Paradzik, Alan	Broughton-AICES	M	15
112 Pearson, Briellyn	Northholm-AICES	F	15
113 Phillips, Stephen	St Lukes Grammar-AICES	M	15
114 Robins, Ben s15b15m15	The HillsGS-AICES	M	15
115 Seton, Georgina	Macarthur-AICES	F	15
116 Shaw, Anneka	Arden-AICES	F	15
117 Smith, Gerhardt	Rouse_Hill_AC-AICES	M	15
118 Tan, Julia	The HillsGS-AICES	F	15
119 Toumi-Cussinett, Illyphe s8b8m8	Pittwater House-AICES	M	15
120 Tupper, Daniel	Penrith AC -aices	M	15
121 van Haren, Hugo	St Phillips-NC-AICES	M	15
122 Wartmann, Aaron	William Clarke-AICES	M	15
123 Watts, Nathan	Calrossy-AICES	M	15
124 Welfare, Luca	International-AICES	M	15
125 Wheeler, Lauren	William Clarke-AICES	F	15
126 Wolfgang, Hugh	Calrossy-AICES	M	15
127 Younger, Ashley	Moriah College-AICES	F	15
128 Zimmerman, Erin	Moriah College-AICES	F	15
129 Baliey, Myles	St Phillips-Gos-AICES	M	16
130 Bentley, Kayla	Penrith AC -aices	F	16
131 Chan, Charlotte	The HillsGS-AICES	F	16
132 Charlton, Jack	Northholm-AICES	M	16
133 Cremer, Isaac	Moriah College-AICES	M	16
134 De Lutiis, Nathan	The Illawarra Grammar-AICES	M	16
135 Dean, Nathaniel	St Phillips-NC-AICES	M	16
136 Farley, James	St Phillips-NC-AICES	M	16
137 Fayers, Jesse	St Phillips-NC-AICES	M	16
138 Gard, Riley	William Clarke-AICES	M	16
139 Geelan, Lucy	Macquarie Coll-AICES	F	16
140 Godbille, Nicolas	Northholm-AICES	M	16
141 Gray, Emily	Calrossy-AICES	F	16
142 Gray, Sam	Calrossy-AICES	M	16
143 Hayim, Shira	Moriah College-AICES	F	16
144 Hedley, Amelia	Calrossy-AICES	F	16



Name	Team	Gen	Age
145 Homann, Caitlin	Arndell-AICES	F	16
146 Irving, Brooke	William Clarke-AICES	F	16
147 Johnson, Jade	The HillsGS-AICES	F	16
148 Judd, Abbey	Arndell-AICES	F	16
149 Keenahan, Sarah s6b6m6	Korowal School-AICES	F	16
150 Lacey, Samantha	The HillsGS-AICES	F	16
151 Massingham, Jana	The Illawarra Grammar-AICES	F	16
152 McDonald, Sienna	William Clarke-AICES	F	16
153 Mclean, Justin	Arden-AICES	M	16
154 McLean, Justin	Arden-AICES	M	16
155 Melas, Constandinos	St Euphemia-AICES	M	16
156 Morrisey, Jessica	William Clarke-AICES	F	16
157 Nekic, Abby s14b14m14	Georges River-AICES	F	16
158 Newberry, James	Calrossy-AICES	M	16
159 Patterson, Chloe	Arndell-AICES	F	16
160 Rees, Jimmie	St Phillips-NC-AICES	M	16
161 Reuven, Laila	Moriah College-AICES	F	16
162 Robson, Georgia	The Illawarra Grammar-AICES	F	16
163 Samuel, Jamie	St Lukes Grammar-AICES	M	16
164 Scullino, Madeline	Thomas Hassall-AICES	F	16
165 Sharpe, Jordan	William Clarke-AICES	M	16
166 Spicer, Tiarne	St Phillips-NC-AICES	F	16
167 Taggart, Alex	Calrossy-AICES	M	16
168 Thomas, Harrison	Arndell-AICES	M	16
169 Woolley, Cooper	Central Coast-AICES	M	16
170 Agostino-Morrow, Caleb	Newcastle Grammar-AICES	M	17
171 Attard, Zac	Northholm-AICES	M	17
172 Cheung, Nicole	William Clarke-AICES	F	17
173 Clerke, James	St Lukes Grammar-AICES	M	17
174 Cosier, Georgia	Thomas Hassall-AICES	F	17
175 Craig, Elise	William Clarke-AICES	F	17
176 Cresswell, Kelsey	The Illawarra Grammar-AICES	F	17
177 Davison, Matthew	Nowra Anglican-AICES	M	17
178 Dorrian, Ethan	The Illawarra Grammar-AICES	M	17
179 Ebeling, Adam	Macarthur-AICES	M	17
180 Francis, Alana	Thomas Hassall-AICES	F	17
181 Fry, Olivia	William Clarke-AICES	F	17
182 Furley, Emmaline	Thomas Hassall-AICES	F	17
183 Gibbons, Laura	The Illawarra Grammar-AICES	F	17
184 Griffith, Travis	Georges River-AICES	M	17
185 Hilton, Adam	William Clarke-AICES	M	17
186 Knox, Olivia	Hunter Valley-AICES	F	17
187 Mastroiann, Gabriela	St Lukes Grammar-AICES	F	17
188 Mcalpine, Hugh	St Lukes Grammar-AICES	M	17
189 Moore, Logan	Lakes Grammar-AICES	M	17
190 Ngatuvai, Moana	Hunter Valley-AICES	F	17
191 Penkin, Sabrina	Moriah College-AICES	F	17
192 Prendergast, Jaimie	Calrossy-AICES	F	17



Name	Team	Gen	Age
193 Pulling, Bevan	Georges River-AICES	M	17
194 Redgrove, Alberta	Hunter Valley-AICES	F	17
195 Seton, Sophia	Macarthur-AICES	F	17
196 Shin, Christine s15b15m15	Hills Ad Col-AICES	F	17
197 Solnik, Yarin	Masada-AICES	M	17
198 Terry, Sabrina	St Lukes Grammar-AICES	F	17
199 Wickham, Gemma	St Lukes Grammar-AICES	F	17
200 Williams, Kendall s0b9m0	Macquarie Coll-AICES	F	17
201 Zimerman, Gidon	Moriah College-AICES	M	17
202 Barnett, Josh	Newcastle Grammar-AICES	M	18
203 Black, Lachlan	Georges River-AICES	M	18
204 Bolte, Kate	Calrossy-AICES	F	18
205 Dorrian-Nancarrow, Ethan	The Illawarra Grammar-AICES	M	18
206 Edwards, Jack	St Lukes Grammar-AICES	M	18
207 Elliott, Maddison s8b8m8	Bishop Tyrrell-AICES	F	18
208 Elsley, Bronson	Newcastle Grammar-AICES	M	18
209 Follett, Jasmine	St Lukes Grammar-AICES	F	18
210 Hodgson, Sophie	Hunter Valley-AICES	F	18
211 Hoffman, Simon	St Phillips-NC-AICES	M	18
212 Hughes, Rhys	Macquarie Coll-AICES	M	18
213 Ivory, Joel	William Clarke-AICES	M	18
214 Jones, Sophie	Nowra Anglican-AICES	F	18
215 Kovac, Sophia	Thomas Hassall-AICES	F	18
216 Maday, Claudia	Thomas Hassall-AICES	F	18
217 Parkes, Max	Shellharbour_AC-AICES	M	18
218 Phillips, Lucas	St Lukes Grammar-AICES	M	18
219 Taranec, Harrison	Georges River-AICES	M	18
220 Wartmann, Ryan	William Clarke-AICES	M	18
221 West, Millicent	Hunter Valley-AICES	F	18
222 Young, Nathan	Newcastle Grammar-AICES	M	18
223 Steer, Emily	Northholm-AICES	F	19

Students in CIS Swimming Team

Euan Liney	Arden Anglican School, Epping
Sarah Black	Arndell Anglican College
Harrison Thomas	Arndell Anglican College
Jordan Carter	Arndell Anglican College
Maddison Elliott	Bishop Tyrrell Anglican College
Nathan Watts	Calrossy Anglican School
Kate Bolte	Calrossy Anglican School - Brisbane Street
Cooper Woolley	Central Coast Adventist School
Abby Nekic	Georges River Grammar
Tyler Brown	Georges River Grammar
Felicity Chan	Hills Adventist College, Kellyville
Claudia Yates	Hunter Valley Grammar School
Sarah Keenahan	Korowal School
Sarah Keenahan	Korowal School
Georgina Seton	Macarthur Anglican School
Georgina Seton	Macarthur Anglican School
Sarah Harris	Macquarie College
Kendall Williams	Macquarie College
Kendall Williams	Macquarie College
Layne Grant	Manning Valley Anglican College
Bridget Gurevich	Masada College
Jack Charlton	Northholm Grammar School
Zac Attard	Northholm Grammar School
Amelia Scott	Pittwater House
Pia Lenarduzzi	Pittwater House
Grace Bannon	St Columba Anglican School
Grace Bannon	St Columba Anglican School
Chloe Heiniger	St Luke's Grammar School
Myles Bailey	St Philip's Christian College - Gosford
Johan Briedenhann	St Philip's Christian College, Cessnock
Zayne Morphew-Watson	St Philip's Christian College, Port Stephens
Ben Robins	The Hills Grammar School
Kelsey Cresswell	The Illawarra Grammar School
Ethan Dorrian	The Illawarra Grammar School
Nathan De Lutiis	The Illawarra Grammar School
Nathan De Lutiis	The Illawarra Grammar School
Madeline Scullino	Thomas Hassall Anglican College
Matthew Moore	Trinity Grammar School
David Kim	Trinity Grammar School
Brooke Irving	William Clarke College
Joel Ivory	William Clarke College
Nicole Cheung	William Clarke College
Sienna McDonald	William Clarke College

CROSS COUNTRY

Cross Country Results

Association	Overall Score	Overall Place		Percentage Score	% Place
HRIS	5639	1	NASSA	7041	1
NASSA	5507	2	HRIS	6723	2
HZSA	4542	3	HZSA	5744	3
CDSSA	3795	4	CDSSA	5355	4
SASSA	2242	5	SASSA	4484	5
SWISSA	2128	6	SWISSA	3842	6
ISD	763	7	WAS	3722	7
WAS	553	8	ISD	1143	8

AICES Medalists

Event 1 Boys 18+ 8000 Meter Run			Event 8 Girls 15 Year 4000 Meter Run		
1	Driscoll, Thomas	William Clarke	1	Hayward, Madison	William Clarke
2	Ellis, Matt	International FS	2	Sendt, Caitlin	Macarthur AS
3	Pediotis, Emmanuel	Macarthur AS	3	Simmons, Charlotte	Kinross Wolaroi
Event 2 Girls 18+ 6000 Meter Run			Event 9 Boys 14 Year 4000 Meter Run		
1	Woods, Eliza	Moriah College	1	Offord, Dylan	Macarthur AS
2	Brown, Madeleine	St Columba AS	2	Willis, Jackson	Orange GS
3	Ogle, Nicole	Macquarie College	3	Van Dyk, Byron	St Peters AC
Event 3 Boys 17 Year 6000 Meter Run			Event 10 Girls 14 Year 4000 Meter Run		
1	Whiteley, Connor	Kinross Wolaroi	1	Henderson, Catriona	St Lukes GS
2	Holland, Dylan	Shellharbour AC	2	Cains, Anneliese	St Columba AS
3	Agostino-Morrow, Caleb	Newcastle GS	3	McShane-Cale, Summer	Central Coast Adventist
Event 4 Girls 17 Year 4000 Meter Run			Event 11 Boys 13 Year 3000 Meter Run		
1	Offord, Matilda	Macarthur AS	1	Healey, James	The Illawarra GS
2	Martin, Elizabeth	The Illawarra GS	2	Mills, Jack	St Columba AS
3	O'Keefe, Phoebe	Newcastle GS	3	Buckham, Max	Nowra



Event 5 Boys 16 Year 6000 Meter Run			Event 12 Girls 13 Year 3000 Meter Run		
1	Redmond, Lorcan	Newcastle GS	1	Fayers, Cassandra	St Philips N
2	Seal, James	The Illawarra GS	2	Litchfield, Phoebe	Kinross Wolaroi
3	von Essen, Ayden	St Philips N	3	Ward, Lauren	Macarthur AS
Event 6 Girls 16 Year 4000 Meter Run			Event 13 Boys 12 Year 3000 Meter Run		
1	Watts, Emily	Scots Bathurst	1	Gordon, Rafael	St Lukes GS
2	Jamgotchian, Emily	Northholm GS	2	Harrold, Hugh	Penrith AC
3	Tapp, Sharna	Calrossy AS	3	Hill, Andrew	Arden AS,NSW, NSW
Event 7 Boys 15 Year 4000 Meter Run			Event 14 Girls 12 Year 3000 Meter Run		
1	Manente, Luca	William Clarke	1	Monk, Montana	Bishop Tyrrell AC
2	Turner, Cody	Thomas Hassall AC	2	Cefai, Samantha	Wollondilly AC
3	Buesnel, Ethan	Kinross Wolaroi	3	Wallace, Lucy	Hills GS



Event 1 Boys 18+ 8000 Meter

Name	Year	School	Finals	H#
Finals				
1 Driscoll, Thomas	12	William Clar	28:36.78	1
2 Ellis, Matt	12	International FS	29:42.11	1
3 Pediotis, Emmanuel	12	Macarthur AS	30:22.78	1
4 Weston, Isaac	12	St Philips N	30:36.87	1
5 Cromarty, Liam	12	St Philips N	30:51.20	1
6 Cockayne, Brodie	00	St Peters AC	31:02.34	1
7 Lawrence, Travis	12	Avondale Sch	31:19.43	1
8 Craft, Tom	12	All Saints'	31:38.90	1
9 Wood, Myles	12	Hills AC,NSW, NSW	31:42.35	1
10 Matthes, Dylan	12	Avondale Sch	32:06.00	1
11 Mudunkothge, Hashan	12	Penrith AC	32:42.51	2
12 Lott, Stephen	12	St Philips N	33:30.11	2
13 Ledger, Richard	12	St Lukes GS	33:36.35	2
14 Moore, Maxwell	12	The Illawarra GS	33:53.94	2
15 Perich, Austen	12	Macarthur AS	33:57.28	2
16 Berryman, Jacob	12	Wollemi AC,sydney,	34:03.14	2
17 Schumacher, Jack	12	All Saints'	34:26.89	2
18 Wilkie, David		St Columba A	35:24.07	2
19 Lesiuk, Nicholas	12	St Lukes GS	35:32.72	2
20 Graydon, Matthew	12	Penrith AC	35:40.33	2
21 Hughes, Rhys	12	Macquarie Co	35:52.40	3
22 Vance, Matthew	11	All Saints'	36:42.51	3
23 Tumai, Caleb	12	Redeemer Bap	37:38.75	3
24 Vulcik, Kristian	12	Wollemi AC,sydney,	37:59.95	3
25 Lawrence, Nicholas	12	Arden AS,NSW, NSW	38:07.30	3
26 Pascoe, Cooper	12	Arden AS,NSW, NSW	38:19.83	3
27 Levy, Ben	12	Emmanuel	38:21.88	3
28 Squire, James	12	Thomas Hassall	38:57.45	3
29 Springer, Joel	12	Emmanuel	39:06.64	3
30 Cottee, Simon	12	Macarthur AS	39:34.13	3
31 Adora, Wesley	12	Arden AS,NSW, NSW	39:39.68	4
32 Steen, Jack	12	Macarthur AS	40:03.63	4
33 Lamboa, Chris	11	Redeemer Bap	40:04.87	4
34 Forrester, Tristan	11	Redeemer Bap	40:57.34	4
35 Duncum, Jeremy	12	Arden AS,NSW, NSW	41:25.83	4
36 Cuevas, Daryl	12	Wollemi AC,sydney,	44:20.20	4
37 de los Reyes, Brandon	12	Wollemi AC,sydney,	44:21.48	4

Event 2 Girls 18+ 6000 Meter

Name	Year	School	Finals	H#
1 Woods, Eliza	12	Moriah Colle	25:00.69	1
2 Brown, Madeleine		St Columba A	26:35.78	1
3 Ogle, Nicole	12	Macquarie Co	26:54.32	1
4 Dummett, Olivia	00	Sapphire Coast	27:53.35	1
5 Kibasomba, Diana	12	Heritage Col	28:47.80	1
6 Flack, Laura	12	Newcastle Gr	29:08.36	1
7 Lilyanya, Fraczek	12	Hunter Valle	29:24.79	1
8 Pridmore, Erin	12	William Clar	29:25.95	1
9 Harley, Emma	12	Scots Bathur	29:47.57	1
10 Catzikiris, Natalya	12	Scone Gramma	29:59.37	1



11	Denison-Pender, Molly	12	The Illawarra GS	30:03.49	2
12	Teale, Meggin	12	William Clar	30:07.29	2
13	Stuart, Rebekah	12	Newcastle Gr	31:10.25	2
14	Todhunter, Isabelle	12	Newcastle Gr	31:20.60	2
15	Boyer, Gabrielle	12	Newcastle Gr	31:55.25	2
16	Rogers, Caitlin	12	Rouse Hill A	32:14.30	2
17	Smith, Kaitlyn	12	Rouse Hill A	32:32.11	2
18	Gaidzionis, Alexandra	12	Wollondilly	33:05.69	2
19	Wardle, Lea Ann	12	Rouse Hill A	35:27.98	2
20	Brown, Meg	12	Rouse Hill A	35:29.22	2
21	Pye, Ellyse	12	Penrith AC	39:38.16	3
22	Jenkins, Abbie	12	Macarthur AS	39:50.77	3
23	Liashenko, Alliona	12	Macarthur AS	41:40.07	3
24	Richardson, Georgia	12	Penrith AC	41:47.16	3
25	Willis, Emma	12	Penrith AC	42:48.20	3
26	Wales, Michelle	12	Wollondilly	43:52.06	3
27	Bywater, Emma	12	Macarthur AS	43:57.76	3
27	Zinghini, Victoria	12	Broughton	43:57.76	3
27	Harbor, Serina	12	Macarthur AS	43:57.76	3

Event 3 Boys 17 Year Olds 6000 Meter

Name	Year	School	Finals	H#	
1	Whiteley, Connor	11	Kinross Wola	19:48.97	1
2	Holland, Dylan	00	Shellharbour	19:53.01	1
3	Agostino-Morrow, Caleb	11	Newcastle Gr	20:04.05	1
4	Maxwell, Jesse	11	St Philips N	20:40.07	1
5	Searant, Rhys	12	International FS	20:53.86	1
6	Galbraith, Connor	11	St Philips C	21:03.95	1
7	Glover, Jordon	11	Northholm GS,NSW, N	21:10.58	1
8	Hobson, Tyler	11	Avondale Sch	21:15.69	1
9	Lachlan, Beavis	11	Hunter Valle	21:20.69	1
10	Nicholas, Maiden	11	Hunter Valle	22:21.84	1
11	Duong, Jady	11	William Clar	22:36.29	2
12	Taranto, Harrison	11	The Illawarra GS	22:46.78	2
13	Johnson, Zak	11	International FS	22:55.20	2
14	Hughes, Lleyton	00	Shellharbour	23:06.07	2
15	Hallassina, Romny	11	International FS	23:18.56	2
16	Bilton, Jack	11	Kinross Wola	23:20.33	2
17	Taubman, Joshua	11	Arden AS,NSW, NSW	23:32.15	2
18	Gulaj, Nicholas	11	The Illawarra GS	23:54.68	2
19	Goldman, Luke	00	Nowra	23:57.29	2
20	Rae, Lachlan	11	Newcastle Gr	24:02.82	2
21	Pearce, Daniel	11	Macarthur AS	24:12.34	3
22	Magotti, Eraga	11	Hills GS	24:20.48	3
23	Pascoe, Thomas	00	Nowra	24:22.63	3
24	Roberts, William	11	Kinross Wola	24:23.73	3
25	Harbord, Blake	11	Broughton	24:35.61	3
26	Evans, Braddon	11	Broughton	24:41.68	3
27	Karaka, Leyton	11	Hunter Valle	24:44.19	3
28	Owens, Andrew	11	Scots Bathur	25:07.19	3
29	Gordon, Ryan	11	Scots Bathur	25:07.77	3
30	Yousseff, Fady	12	Penrith AC	25:24.57	3
31	Bailey, Callum	11	Redeemer Bap	25:43.05	4
32	Bolton, Lachlan	11	Redeemer Bap	26:02.28	4
33	Benjamin, Lumb	11	Hunter Valle	26:08.32	4
34	Sciberas, Jake	11	Wollemi AC,sydney,	26:08.70	4
35	Norved, Aaron	11	Arden AS,NSW, NSW	26:15.59	4
36	Correa, Joshua (Chase)	11	Rouse Hill A	26:23.74	4



37	Watson, Tim	11	Thomas Hassall	26:24.02	4
38	Bradley, Nelson	00	Nowra	26:40.01	4
39	Ellison, Fredric	11	Arden AS,NSW, NSW	26:44.80	4
40	Allen, Lucas	11	Northholm GS,NSW, N	26:51.01	4
41	Wheatley, Henry	12	Arden AS,NSW, NSW	27:13.82	5
42	Sultan, George	11	Thomas Hassall	27:45.72	5
43	Brown, William	12	Broughton	28:07.27	5
44	Perusich, Ryan	11	Broughton	29:10.52	5
45	Markham, Eli	00	Nowra	29:30.79	5
46	Nassif, Don-Pierre	10	St Marouns C	29:31.98	5
47	Maxwell, John	10	Redeemer Bap	31:22.50	5
48	Burman, Jack	12	Emmanuel	31:23.10	5

Event 4 Girls 17 Year Olds 4000 Meter

Name	Year	School	Finals	H#
1	Offord, Matilda	11 Macarthur AS	15:58.36	1
2	Martin, Elizabeth	11 The Illawarra GS	16:29.57	1
3	O'Keeffe, Phoebe	12 Newcastle Gr	16:42.45	1
4	Kristina, O'Brien	12 Hunter Valle	17:30.68	1
5	Cliff, Ella	11 Arden AS,NSW, NSW	17:47.89	1
6	Alexander, Sarah	11 Macarthur AS	18:05.99	1
7	Altona, Shirelle	11 Central Coas	18:23.80	1
8	Danuser, Seraina	11 Newcastle Gr	18:28.62	1
9	Mullany, Natasha	11 The Illawarra GS	18:39.53	1
10	Edgley, Claire	11 St Lukes GS	18:59.40	1
11	Broome, Anna	10 William Clar	19:02.07	2
12	Davies, Laura	11 St Philips N	19:10.44	2
13	Nonnenmacher, Adelaide	11 Kinross Wola	19:24.76	2
14	Hestelow, Emily	11 Arden AS,NSW, NSW	19:52.55	2
15	Egan, Rachael	11 Arden AS,NSW, NSW	19:57.00	2
16	Crampton, Libby	11 All Saints'	20:18.50	2
17	Fahd, Ashley	11 William Clar	20:41.18	2
18	Patterson, Jemima	00 Nowra	20:55.20	2
19	Goodwin, Meg	St Columba A	20:58.93	2
20	Waddell, Rose	St Columba A	20:59.41	2
21	Bilinski, Claudia	11 Hills GS	21:37.63	3
22	Seton, Sophia	11 Macarthur AS	22:08.76	3
23	Jones, Gabrielle	11 Redeemer Bap	22:34.33	3
24	May, Julia	11 Moriah Colle	22:36.46	3
25	Osgood, Abbey	11 Broughton	23:16.81	3
26	Wrublewski, Charlie	11 Emmanuel	23:18.31	3
27	Karvon, Chelsey	11 Redeemer Bap	23:29.13	3
28	Hoad, Annie	11 St Philips N	23:42.22	3
29	Ikuo, Elvice	9 Redeemer Bap	23:45.17	3
30	Kang, Shanella	11 Redeemer Bap	25:31.20	3
31	Price, Georgia	11 Arndell AC	25:36.09	4
32	Evans, Faith	11 Arndell AC	25:36.72	4
33	Bromage, Chloe	11 Arndell AC	25:37.31	4
34	Buccini, Sophia	11 Arndell AC	25:39.95	4
35	Siddiq, Sabina	11 Aia P	25:43.88	4

Event 5 Boys 16 Year Olds 6000 Meter

Name	Year	School	Finals	H#
1	Redmond, Lorcan	10 Newcastle Gr	18:53.96	1
2	Seal, James	10 The Illawarra GS	20:41.13	1
3	von Essen, Ayden	10 St Philips N	21:36.73	1



4	Gard, Riley	10	William Clar	21:58.90	1
5	Mizzi, Damien	10	Wollemi AC,sydney,	22:18.85	1
6	Hashemi Pour, Amir	10	William Clar	22:21.92	1
7	Malishev, David	11	Hills GS	22:30.79	1
8	Darcy, Buckhurst	10	Hunter Valle	22:37.77	1
9	Klugman, Greg	11	Emmanuel	22:39.18	1
10	Dunlop, Reiley	11	Pittwater Ho	22:45.63	1
11	Fageshion, Flinn	11	International FS	22:55.40	2
12	Gosling, Stuart	10	William Clar	23:01.94	2
13	Okely, Samuel	10	The Illawarra GS	23:16.92	2
14	Harrold, Angus	10	Penrith AC	23:25.65	2
15	Jenkins, Henry	10	The Illawarra GS	23:30.44	2
16	Napier, Samuel	10	Wollondilly	23:31.17	2
17	Wood, Harrison	10	William Clar	23:34.47	2
18	Tonks, Nick	10	Newcastle Gr	23:45.66	2
19	Mallison, Benjamin	10	Arden AS,NSW, NSW	23:57.37	2
20	Koder, Noah	10	The Illawarra GS	23:58.13	2
21	Jokinen, Zak	11	International FS	24:03.38	3
22	Weare, Connor	00	Shellharbour	24:05.46	3
23	Tegel, Ethan	10	Hills GS	24:12.18	3
24	Grace, Caleb	10	The Illawarra GS	24:15.28	3
25	Johns, Dom	11	International FS	24:15.73	3
26	Gray, Jackson	11	Broughton	24:17.94	3
27	Lawrie, Manning		St Columba A	24:20.53	3
28	Luxton, Thomas	10	Hills GS	24:26.46	3
29	Burton, Liam	11	International FS	24:26.79	3
30	Davison, Jacob	10	Bishop Tyrre	24:55.07	3
31	Philpotts, Ryan	10	Newcastle Gr	25:20.53	4
32	Swanson, Sontino	11	International FS	25:28.10	4
33	Hobson, Zachary	10	Avondale Sch	25:30.42	4
34	Hughes, Liam	10	Macquarie Co	25:54.90	4
35	Brunton, Ben	10	Scots Bathur	25:59.68	4
36	O'Neill, Charlie	10	All Saints'	26:18.54	4
37	Dixon, Jack	10	Orange GS	26:48.30	4
38	Verstegen, Cooper	10	Macquarie Co	27:07.03	4
39	Pearson, Joshua	00	Nowra	27:13.33	4
40	Liebbrandt, Saxon	10	Newcastle Gr	27:25.55	4
41	Shore, Elliott	10	Bishop Tyrre	27:25.66	5
42	Stewardson, Jayden	10	Bishop Tyrre	27:28.53	5
43	Woodward, Michael		St Columba A	28:22.21	5
44	Giles, Alex	11	Pittwater Ho	28:36.54	5
45	Kim, Luis	10	Bishop Tyrre	28:49.66	5
46	Kudaya-More, Ed	11	Redeemer Bap	29:02.69	5
47	Jovanovich, Alexander	10	St Marks Col	30:24.21	5
48	Ullman, Lucas	10	All Saints G	30:51.62	5
49	Savaiko, Junior	9	Redeemer Bap	31:00.25	5
50	Zhao, Bohao	10	Hills GS	32:32.71	5
51	Shaw, Liam	11	Redeemer Bap	32:43.09	6
52	Akgun, Mert	10	Redeemer Bap	37:34.18	6
53	Wibawa, Samuel	10	Redeemer Bap	37:34.51	6
54	Romankin, Mikhail (Misha)	00	Shellharbour	37:35.09	6
55	Mills, Caleb	00	Shellharbour	37:39.11	6

Event 6 Girls 16 Year Olds 4000 Meter

Name	Year	School	Finals	H#	
1	Watts, Emily	10	Scots Bathur	16:05.09	1
2	Jamgotchian, Emily	11	Northholm GS,NSW, N	16:42.21	1
3	Tapp, Sharna	10	Calrossy	16:52.95	1



4	Allen, Thea	10	Kinross Wola	17:07.93	1
5	Barry, Grace	10	Calrossy	17:29.98	1
6	Smith, Sophie	10	Rouse Hill A	18:01.38	1
7	Steele, Sianna	11	Penrith AC	18:13.11	1
8	Berg, Maya	11	St Lukes GS	18:17.01	1
9	Lawrence, Rachel	11	William Clar	18:18.58	1
10	Morrisey, Jessica	10	William Clar	18:26.95	1
11	De Jager, Bernice	10	Macquarie Co	18:32.58	2
12	Webb, Daphne	10	Arndell AC	19:05.09	2
13	Randall, Karma	10	Newcastle Gr	19:11.51	2
14	Reuven, Laila	10	Moriah Colle	19:19.37	2
15	Shedden, Madeleine	10	Central Coas	19:33.65	2
16	Stockman, Amber	10	All Saints'	19:47.08	2
17	Riley, Grace	10	Bishop Tyrre	19:57.59	2
18	Bourne, Reanna	11	Macarthur AS	19:58.33	2
19	Smead, Annabelle		St Columba A	20:10.19	2
20	Bentley, Kayla	11	Penrith AC	20:19.66	2
21	Jones, Emma	10	Macquarie Co	20:22.65	3
22	Bhuiyan, Nabeelah	10	Hills GS	20:27.28	3
23	Mylonas, Mia	11	Macarthur AS	20:30.09	3
24	Bagley, Erin	7	Macarthur AS	20:43.53	3
25	Resnick, Jemma	10	Moriah Colle	20:47.43	3
26	Burdett, Tara	10	Arden AS,NSW, NSW	20:55.79	3
27	Winter, Zara	10	The Illawarra GS	21:01.13	3
28	Katz, Danielle	10	Masada Colle	21:04.51	3
29	Heilman, Daisy	10	Scots Bathur	21:04.97	3
30	Brien, Cate	11	Kinross Wola	21:15.07	3
31	McEwan, Georgia	00	Shellharbour	21:20.59	4
32	Furness, Chloe	10	William Clar	21:23.93	4
33	Kozlik, Holly	11	Macquarie Co	21:26.40	4
34	Tzitzris, Bailey	10	Wollondilly	21:36.17	4
35	MacMullen, Miranda	10	Rouse Hill A	21:44.79	4
36	Spencer, Caitlin	10	Newcastle Gr	21:52.43	4
37	Hackett, Kate	10	Newcastle Gr	22:08.31	4
38	Dykes, Sarah	10	Newcastle Gr	22:08.87	4
39	Doley, Maddison	10	Bishop Tyrre	22:12.12	4
40	Squire, Rachel	10	Thomas Hassall	22:36.88	4
41	Tuch, Liora	10	Moriah Colle	22:37.40	5
42	Dalais, Sophia	10	Macquarie Co	22:47.91	5
43	Schuster, Lucy	10	Penrith AC	22:48.51	5
44	Nevin, Jessica	10	Arndell AC	23:00.94	5
45	Sprod, Phoebe	10	Arndell AC,NSW, NSW	23:01.53	5
46	Bailey, Olivia	11	William Clar	23:02.21	5
47	Burns, Andrea	10	Redeemer Bap	23:23.64	5
48	Lee, Meeri	10	Arndell AC,NSW, NSW	23:24.37	5
49	BC, Priyanka	10	Redeemer Bap	23:32.97	5
50	Bobbemein, Victoria	00	Nowra	23:56.50	5
51	Saeed, Sania	10	St Marouns C	25:25.16	6
52	Davies, Ashley	10	Penrith AC	28:02.78	6
53	Brunsdon, Mimi	11	International GS	32:40.57	6
54	Klitsidis, Odyssia	11	International GS	36:00.25	6
55	Mcfarlane, Laura	11	International GS	36:00.26	6

Event 7 Boys 15 Year Olds 4000 Meter

Name	Year	School	Finals	H#	
1	Manente, Luca	9	William Clar	14:15.33	1
2	Turner, Cody	9	Thomas Hassall	14:21.34	1
3	Buesnel, Ethan	9	Kinross Wola	14:22.74	1



4	Clarke, Mitchell	9	Calrossy	14:23.76	1
5	Krecklenberg, Noah	10	Moriah Colle	14:26.55	1
6	Begbie, Joe		St Columba A	14:31.65	1
7	Kapr, Martin	9	St Lukes GS	14:32.27	1
8	Box, Ryan	9	Newcastle Gr	14:36.67	1
9	Nkurunziza, Byiringiro	9	Macquarie Co	14:37.10	1
10	Neoklis, Adrian	10	Thomas Hassall	14:57.24	1
11	McTackett, Isaac	9	St Philips N	15:02.75	2
12	Chadwick, Jayden	9	St Philips P	15:05.58	2
13	Baxter, Travis	9	Wollondilly	15:06.41	2
14	Moir, Boaz	9	St Philips N	15:11.84	2
15	Edwin, Nicholson	10	Hunter Valle	15:16.50	2
16	Crofts, Jack		St Columba A	15:16.79	2
17	Lane, Kynan	9	Orange GS	15:19.39	2
18	Kersivien, Luke	9	Penrith AC	15:27.41	2
19	Wentworth, Oliver	9	Newcastle Gr	15:30.25	2
20	Buckham, Jesse	00	Nowra	15:40.62	2
21	Stacey, William	8	Arden AS,NSW, NSW	15:56.21	3
22	McGrath, Nick	9	Newcastle Gr	15:57.63	3
23	van Haren, Hugo	9	St Philips N	15:57.97	3
24	McLay, Flyn	10	International FS	16:01.27	3
25	Duncum, Joshua	9	Arden AS,NSW, NSW	16:03.33	3
26	Tofler, Alex	10	Moriah Colle	16:06.93	3
27	Taub, Yaron	10	Moriah Colle	16:14.07	3
28	Garmeister, Cody	10	St Philips N	16:18.74	3
29	Rosenthal, Thomas	9	Penrith AC	16:20.22	3
30	Ambler, Daniel	9	Hills GS	16:32.24	3
31	Duncan, Liam	9	Lakes Gramma	16:33.23	4
32	Koss, Aidan	9	St Lukes GS	16:33.96	4
33	Humphries, Harry	9	All Saints'	16:34.49	4
34	McCall, Eden	10	The Illawarra GS	16:36.11	4
35	Portelli, Marcus	8	Redeemer Bap	16:38.98	4
36	Lath, Brendan	9	William Clar	16:52.21	4
37	Armstrong, Aiden	10	International FS	16:56.87	4
38	Edward, James	9	St Marks Col	16:59.37	4
39	Cooke, Tyler	9	Thomas Hassall	16:59.94	4
40	Musiker, Daniel	10	Masada Colle	17:08.06	4
41	Connor, Otis	10	International GS	17:09.34	5
42	Spiritosanto, Matthew	9	Arden AS,NSW, NSW	17:17.01	5
43	Hill, Cruize	9	Wollemi AC,sydney,	17:18.61	5
44	Bordignon, Robert	9	Penrith AC	17:23.89	5
45	Self, Matthew	9	Penrith AC	17:34.99	5
46	Isaacs, Harry	10	Orange GS	17:35.25	5
47	Baldwin, Noah	9	All Saints'	17:41.28	5
48	Murgolo, Martin	9	Wollemi AC,sydney,	17:55.78	5
49	Quan, Peter	9	William Clar	18:04.41	5
50	Colosimo, Armando	9	William Clar	18:13.96	5
51	Corcoran, Cooper	00	Shellharbour	18:54.39	6
52	Strong, Reagan	00	Shellharbour	18:54.74	6
53	Simpson, Benjamin	9	Arden AS,NSW, NSW	19:39.41	6
54	Winfield, George	8	Orange GS	19:46.52	6
55	Ali, Alex	10	St Marouns C	22:09.48	6
56	Welfare, Luca	10	International GS	23:45.31	6
57	Ors, Bilal	9	Amity Colleg	27:36.69	6

Event 8 Girls 15 Year Olds 4000 Meter

Name	Year	School	Finals	H#
1 Hayward, Madison	10	William Clar	16:59.27	1



2	Sendt, Caitlin	9	Macarthur AS	17:10.44	1
3	Simmons, Charlotte	9	Kinross Wola	17:15.29	1
4	Haling, Charlotte	9	Kinross Wola	17:47.95	1
5	Schumacher, Grace	9	All Saints'	17:54.17	1
6	Uttley, Sally	9	Kinross Wola	18:00.63	1
7	Cavanagh, Brooke	00	Shellharbour	18:08.53	1
8	Edwards, Kiraly	10	All Saints'	18:13.07	1
9	Rosenberg, Gloria	9	Avondale Sch	18:14.07	1
10	Amelia, Ross	9	Hunter Valle	18:15.50	1
11	Holmberg, Corbyn	9	Newcastle Gr	18:27.80	2
12	Glanville, Olivia	9	Lakes Gramma	18:36.24	2
13	Ellis, Lily	9	St Philips N	18:49.82	2
14	Moore, Lucille	9	St Lukes GS	18:57.72	2
15	Lucinda, Bray	9	Hunter Valle	19:08.83	2
16	Davidson, Ella	9	St Lukes GS	19:10.35	2
17	Wheeler, Lauren	10	William Clar	19:12.65	2
18	Bonello, Sarah	10	William Clar	19:13.55	2
19	Holz, Nikola	9	Scone Gramma	19:18.38	2
20	Lemenager, Chloe	9	Northholm GS,NSW, N	19:19.95	2
21	Taber, Alanna	9	Broughton	19:27.10	3
22	Rollason, Alexandra	9	Wollondilly	19:31.09	3
23	Goldman, Alegggra	10	Emmanuel	19:41.52	3
24	Atkinson, Anna	10	Scone Gramma	19:49.58	3
25	Anderson, Jasmine	9	Macquarie Co	19:53.45	3
26	Hansen, Rachel	9	St Lukes GS	19:54.41	3
27	Norgard, Emma	10	St Philips N	20:01.69	3
28	Conway, Florence	9	Kinross Wola	20:05.52	3
29	Dearie, Cheyenne	9	International FS	20:07.82	3
30	L'Estrange, Olivia	9	Kinross Wola	20:08.35	3
31	Soin, Jasmine	9	St Lukes GS	20:08.93	4
32	Webb, Rosie	9	Scots Bathur	20:11.40	4
33	Hamaty, Megan	00	Nowra	20:15.23	4
34	Grieve, Sarah	10	Heritage Col	20:21.13	4
35	Holz, Natasha	9	Scone Gramma	20:32.99	4
36	Lee, Janaya	9	Arndell AC	20:37.23	4
37	McAlpine, Sophie	9	Arndell AC,NSW, NSW	20:38.99	4
38	Welsh, Ealing	9	Macarthur AS	20:42.56	4
39	Levy Bell, Phoenix	10	International GS	20:45.88	4
40	Maloney, Breanna	9	Arndell AC,NSW, NSW	20:46.48	4
41	Hewitt, Madison	9	Arndell AC,NSW, NSW	20:47.97	5
42	Johnson, Laura	10	Northholm GS,NSW, N	21:19.11	5
43	Zimerman, Erin	10	Moriah Colle	21:25.87	5
44	Asquith, Elenore	00	Shellharbour	21:57.41	5
45	Tanner, Aspyn	9	Scone Gramma	22:10.26	5
46	Jenkins, Elizabeth	9	St Philips N	22:20.93	5
47	Davies, Anna	9	St Philips N	22:32.13	5
48	Seton, Georgina	9	Macarthur AS	22:45.79	5
49	Weston, Tamara	00	Shellharbour	22:53.86	5
50	Yoyucuoglu, Ayla	9	Amity Colleg	23:06.51	5
51	Licik, Uma	9	Amity Colleg	25:39.87	6
52	Allam, Hanin	9	Malek Fayd IS	25:40.33	6
53	Zammit, Carla	9	Redeemer Bap	26:54.59	6
54	Hughes, Pariselle	9	Redeemer Bap	26:55.92	6
55	Jones, Rachael	9	Redeemer Bap	28:16.20	6
56	Saad, Serena	9	St Marks Col	33:08.91	6

Event 9 Boys 14 Year Olds 4000 Meter

Name	Year	School	Finals	H#
------	------	--------	--------	----



1	Offord, Dylan	8	Macarthur AS	14:22.46	1
2	Willis, Jackson	8	Orange GS	14:54.89	1
3	Van Dyk, Byron	00	St Peters AC	14:59.36	1
4	Doley, Harrison Doley	8	Bishop Tyrre	15:00.37	1
5	Siarakis, Jeremy	9	Reddam House	15:09.18	1
6	Westcott, Samuel	9	William Clar	15:10.54	1
7	Senator, Asher	9	Moriah Colle	15:14.04	1
8	Taylor, Joshua	9	St Philips N	15:15.18	1
9	Ruhs, Michael	8	Thomas Hassall	15:15.81	1
10	Dawtreay, Zachary	8	St Lukes GS	15:16.65	1
11	Tommy, Tavares	8	Hunter Valle	15:34.78	2
12	Harrold, Miles	8	Penrith AC	15:39.68	2
13	Poswell, Ben	9	Moriah Colle	15:45.02	2
14	Richardson, George	9	Pittwater Ho	15:47.88	2
15	Schiltz, Zacharie	8	Penrith AC	15:51.10	2
16	Nelson, Luc	8	Kinross Wola	15:55.69	2
17	Pickles, Dylan	8	Avondale Sch	15:56.70	2
18	Brice, Matthew	9	William Clar	15:57.38	2
19	Bradekji, Jeremy	8	Arden AS,NSW, NSW	15:58.31	2
20	Wilson, Luke	8	The Illawarra GS	16:03.89	2
21	Cruz, Elijah	8	Thomas Hassall	16:04.37	3
22	Crawford, Samuel	9	Rouse Hill A	16:08.50	3
23	Tudor, Tom	8	Kinross Wola	16:09.84	3
24	Adam, Walters	8	Hunter Valle	16:12.40	3
25	Elbourne, Jared	9	Emmanuel	16:13.27	3
26	Jahan, Farzeen	8	Hills GS	16:15.76	3
27	Butcher, Alex	9	Pittwater Ho	16:20.34	3
28	Parsons, Hugh	8	All Saints'	16:24.82	3
29	Allen, Timothy	8	Wollemi AC,sydney,	16:33.13	3
30	Parsons, Rory	8	Central Coas	16:35.63	3
31	Vans Slyerlic, Daniel	9	Emmanuel	16:35.98	4
32	Doubikin, Ty	8	Avondale Sch	16:36.41	4
33	Gray, Jackson	11	Broughton	16:36.78	4
34	Williams, Indigo	8	St Lukes GS	16:37.53	4
35	Grant, Riley	8	Central Coas	16:38.37	4
36	Cant, Ben	8	All Saints'	16:38.99	4
37	Ngugi, Gathu	9	Hills AC,NSW, NSW	16:39.56	4
38	Gannon, TJ	9	Pittwater Ho	16:43.21	4
39	Forman, William	8	Penrith AC	16:49.01	4
40	Watney, Oliver	8	Hills GS	16:49.45	4
41	Kocanda, Joseph	8	Kinross Wola	16:50.63	5
42	Hewit, Connor	9	Georges River GS	16:52.30	5
43	Ryan, Jonathan	9	Broughton	16:52.95	5
44	Bansal, Shiven	9	Redeemer Bap	17:03.58	5
45	Muzaliwa, Alain	9	Heritage Col	17:06.09	5
46	Nunez, Robert	8	Hills GS	17:06.98	5
47	Sebastian, Graham	8	Hunter Valle	17:09.34	5
48	Edward, Sutherland	8	Hunter Valle	17:09.35	5
49	Elassaad, Youssef	8	St Marouns C	17:10.60	5
50	Lalor, Kessley	9	International FS	17:12.36	5
51	Patterson, Joshua	8	Penrith AC	17:12.64	6
52	Broadley, Ben	8	Kinross Wola	17:15.90	6
53	Smith, Timothy	8	Macquarie Co	17:17.53	6
54	Roberts, Brodie	8	Avondale Sch	17:17.83	6
55	Campbell, Patrick	8	St Lukes GS	17:24.88	6
56	Witheridge, Thomas	00	Shellharbour	17:33.08	6
57	Saunders, Oliver	9	International GS	17:40.97	6
58	Hope, Isaac	8	All Saints'	17:49.37	6
59	Bobbemein, Acelin	00	Nowra	17:55.08	6
60	Harris, Jordan	8	St Philips G	18:03.57	6



61	Parker, Max	St Lukes GS	18:07.45	7
62	Griffiths, Connor	8 Rouse Hill A	18:22.17	7
63	Wait, Michael	8 St Euphemia	18:28.51	7
64	Lilley, Cai	8 Hills GS	18:40.26	7
65	Fairhead, Jaiden	8 Reddam House	18:43.34	7
66	Comerford, Riley	8 Scots Bathur	18:58.10	7
67	Andrews, Darcy	8 Hills AC,NSW, NSW	19:09.75	7
68	Bray, Keahlan ('K')	8 Rouse Hill A	19:17.84	7
69	Donnelly, Hamish	8 Kinross Wola	19:18.46	7
70	Wiggins, William	9 Wollemi AC,sydney,	19:25.47	7
71	Vetsikas, Nicholas	8 St Euphemia	19:31.03	8
72	Southern, Deakin	00 Shellharbour	20:48.72	8
73	Roy, YiLo	7 Redeemer Bap	21:04.86	8
73	Sehgal, Aryan	9 Redeemer Bap	21:04.86	8

Event 10 Girls 14 Year Olds 4000 Meter

Name	Year	School	Finals	H#
1	Henderson, Catriona	8 St Lukes GS	2:21.80	1
2	Cains, Anneliese	St Columba A	15:31.88	1
3	McShane-Cale, Summer	9 Central Coas	16:31.99	1
4	Jones, Hannah	St Columba A	16:57.59	1
5	Akhurst, Charlotte	8 Lakes Gramma	17:03.95	1
6	Mannix, Phillipa	9 Orange GS	17:19.22	1
7	Van der Maas, Elles	8 St Lukes GS	17:31.44	1
8	Gavin, Jamie	8 Reddam House	17:32.42	1
9	McAlinden, Isabella	8 St Lukes GS	17:33.18	1
10	Jarvis, Sophie	8 William Clar	17:37.53	1
11	Hessels, Alexis	8 St Philips P	17:40.69	2
12	Ella, Gidney	8 Hunter Valle	17:47.47	2
13	Hickey, Emily	8 St Philips P	17:58.12	2
14	Heiniger, Chloe	8 St Lukes GS	18:05.43	2
15	Geordie Smith, Geordie	9 Pittwater Ho	18:14.52	2
16	Stewardson, Jorja	8 Bishop Tyrre	18:15.92	2
17	Bella, Murray	8 Hunter Valle	18:17.57	2
18	Geros, Isabella	8 St Lukes GS	18:35.01	2
18	Dunkin, Bella	9 Pittwater Ho	18:35.01	2
20	Stanley, Olivia	St Columba A	18:38.12	2
21	Arnold, Madeline	8 Hills AC	18:58.47	3
22	Ellis, Bridget	8 All Saints'	19:13.48	3
23	Peterson, Kate	8 William Clar	19:21.57	3
24	St John, Tiarne	9 Broughton	19:26.12	3
25	Van Heekeren, Mackenzie	8 Broughton	19:32.07	3
26	Chantel, Carroll	8 Hunter Valle	19:32.79	3
27	Staniforth, Farrah	8 Kinross Wola	19:34.98	3
28	Emery, Sophie	00 Nowra	19:42.53	3
29	Hartwell, Chloe	8 Rouse Hill A	19:50.55	3
30	Sadler, Laura	8 Scone Gramma	19:54.52	3
31	Romankin, Ekaterina (Kat)	00 Shellharbour	19:56.91	4
32	Dimarco, Laura	9 Arden AS,NSW, NSW	20:00.97	4
33	Egan, Kate	9 Arden AS	20:11.18	4
34	Kemp, Molly	St Columba A	20:22.69	4
35	Porter, Samantha	8 All Saints'	20:25.10	4
36	Makayla, Kearns	8 Hunter Valle	20:35.72	4
37	Dalrymple, Meg	8 Arndell AC,NSW, NSW	20:45.48	4
38	Doyle, Cali	9 Hills GS	20:51.25	4
39	Harris, Chloe	8 Arndell AC,NSW, NSW	21:08.66	4
40	Brennan, Elise	9 International GS	21:13.52	4
41	Croese, Caitlin	8 Arden AS,NSW, NSW	21:20.08	5



42 Robertson, Alexandra	9 Arden AS	21:20.87	5
43 Goodridge, Gabriella	9 Emmanuel	21:21.52	5
44 Harley, Eliza	8 Scots Bathur	21:34.76	5
45 Galimand, Yileen	9 International FS	22:07.08	5
46 McGuinness, Lily	9 International GS	22:45.31	5
47 Doyle, Kindra	8 Macarthur AS	22:55.88	5
48 Nassar, Marian	8 Malek Fayd IS	23:18.13	5
49 Ward, Eva	8 Arndell AC	23:20.51	5
50 Conn, Emily	8 Arndell AC,NSW, NSW	23:21.81	5
51 Zammit, Mikalah	8 Redeemer Bap	25:03.51	6
52 Hughes, Panialeise	8 Redeemer Bap	25:17.07	6
53 Jolliffe, Jade	8 Kinross Wola	26:33.67	6
53 Wake, Jessica	8 Kinross Wola	26:33.67	6
53 Upfold, Zara	9 International GS	26:33.67	6

Event 11 Boys 13 Year Olds 3000 Meter

Name	Year School	Finals	H#
1 Healey, James	7 The Illawarra GS	11:28.46	1
2 Mills, Jack	St Columba A	11:29.46	1
3 Buckham, Max	00 Nowra	11:42.68	1
4 Morales, Nicholas	7 Broughton	11:46.69	1
5 Matthes, Ethan	7 Avondale Sch	11:48.16	1
6 Holding, Patrick	7 Macquarie Co	11:49.89	1
7 Goehring, Keanu	7 St Lukes GS	11:56.14	1
8 Johnson, Christian	8 Hills GS	11:59.01	1
9 Wells, Mason	8 International FS	11:59.51	1
10 Marchant, Will	St Columba A	12:01.98	1
11 Romankin, Nikita	00 Shellharbour	12:02.69	2
12 Hadley, Harry	7 St Lukes GS	12:10.38	2
13 Perry, Liam	7 Central Coas	12:11.66	2
14 Gosling, Douglas	7 William Clar	12:13.19	2
15 Liaropoulos, Brenton	7 William Clar	12:13.96	2
16 Clarke, Zachary	7 Calrossy	12:15.58	2
17 Rees, Mitchell	7 William Clar	12:15.60	2
18 Esposito, Andrea	7 Reddam House	12:25.33	2
19 Gallen, Connor	8 International FS	12:25.68	2
20 Bacon, Tim	7 Gleanaeon RS	12:33.71	2
21 Davis, Tyler	7 Reddam House	12:37.60	3
22 Fairhead, Jaiden	8 Reddam House	12:39.50	3
23 Do, Xavier	7 The Illawarra GS	12:40.12	3
24 Colosimo, Santino	7 William Clar	12:41.99	3
25 Bendeich, Oscar	7 Lakes Gramma	12:42.89	3
26 Garmeister, Jensen	7 St Philips N	12:43.42	3
27 Henry, Brooklyn	00 Nowra	12:45.00	3
28 Grant, Joshua	7 Penrith AC	12:48.50	3
29 Puri, Brandon	7 Penrith AC	12:50.40	3
30 Loo, Zavier	7 Hills GS	12:51.77	3
31 Siede, Thomas	7 All Saints'	12:52.66	4
32 Wysman, Jordan	7 St Lukes GS	12:55.55	4
33 Donoghue, Michael	7 St Lukes GS	12:58.41	4
34 Koller, Noah	8 International GS	12:58.68	4
35 Kelly, Tyler	7 Scone Gramma	13:05.08	4
36 Rose, Jacob	8 Emmanuel	13:09.31	4
37 Webb, Ben	7 Arndell AC,NSW, NSW	13:12.89	4
38 Van Yzendoorn, Jack	7 All Saints'	13:13.79	4
39 Wiggins, Jack	7 Wollemi AC,sydney,	13:14.43	4
40 Attard, Brendan	8 Arndell AC	13:16.07	4
41 Clark, Max	St Columba A	13:18.86	5



42 James, Dylan	7 All Saints'	13:27.91	5
43 Ives, Timothy	8 Pittwater Ho	13:28.24	5
44 Dixon, Jack	10 Orange GS	13:28.55	5
45 Siede, Jonah	7 All Saints'	13:30.53	5
46 Hickman, Patrick	7 Kinross Wola	13:31.22	5
47 Ebert, Jordan	7 Redeemer Bap	13:37.61	5
48 Sargeant, Thomas	7 St Philips N	13:38.77	5
49 Lloyd, Sam	7 Scots Bathur	13:50.82	5
50 Tjhin, Ethan	7 Redeemer Bap	13:56.74	5
51 Green, Tallen	8 International FS	14:07.99	6
52 Ham, Jakob	8 International FS	14:12.64	6
53 Waugh, Alex	7 International FS	14:13.35	6
54 Bylsma, Max	7 Kinross Wola	14:13.72	6
55 Pelser, Andre	St Columba A	14:17.03	6
56 Bishenden, Thomas	7 Orange GS	14:25.37	6
57 Prakash, Adithya	8 Redeemer Bap	14:33.75	6
58 Sutton, Cal	7 All Saints'	14:41.19	6
59 Boye-Moller, Marcus	7 Reddam House	14:44.70	6
60 van Haren, Joel	7 St Philips N	14:45.96	6
61 Kaoaniris, Leonidas	8 All Saints G	16:10.40	7
62 Gezer, Alp	7 Redeemer Bap	16:56.45	7

Event 12 Girls 13 Year Olds 3000 Meter

Name	Year School	Finals	H#
1 Fayers, Cassandra	7 St Philips N	11:15.20	1
2 Litchfield, Phoebe	7 Kinross Wola	12:13.03	1
3 Ward, Lauren	7 Macarthur AS	12:15.08	1
4 Scammell, Isabella	7 Kinross Wola	12:25.66	1
5 Lyons, Lauren	8 All Saints'	12:28.17	1
6 Mitchell, Tia	8 Pittwater Ho	12:28.97	1
7 Mitchell, Sophie	8 Pittwater Ho	12:50.46	1
8 New, Elliane	8 Calrossy	12:56.07	1
9 Martin, Brooke	7 Kinross Wola	12:57.22	1
10 Cotton, Emma	7 St Philips P	12:59.32	1
11 Hogan, Lara	7 William Clar	13:06.89	2
12 Harrison, Lily	00 Shellharbour	13:10.50	2
13 Hayward, Grace	7 William Clar	13:18.97	2
14 Ridout, Ella	8 Pittwater Ho	13:23.48	2
15 Pascoe, Chelsea	00 Nowra	13:29.23	2
16 Payne, Chelsea	8 Central Coas	13:37.19	2
17 Jennings, Fillipa	8 Pittwater Ho	13:42.70	2
18 Dunn, Abbey	7 William Clar	13:49.01	2
19 Cassar, Niamh	7 Northholm GS,NSW, N	13:50.97	2
20 Messina, Georgia	7 Arndell AC	13:55.11	2
21 Robertson, Ella	7 Central Coas	13:57.51	3
22 Wade, Jamie	7 William Clar	13:59.31	3
23 Bramley, Hannah	00 Nowra	14:00.36	3
24 Bible, Kloe	7 St Philips G	14:01.82	3
25 Reardon, Tiana	00 Shellharbour	14:02.44	3
26 Downey, Tara	7 Arndell AC,NSW, NSW	14:04.65	3
27 Whitelaw, Laura	7 Macarthur AS	14:05.50	3
28 Vander Reest, Isabella	7 Thomas Hassall	14:14.71	3
29 Morton, Olivia	7 Avondale Sch	14:15.30	3
30 Carpenter, Grace	8 Pittwater Ho	14:19.73	3
31 Lawless, Taylah	7 Arndell AC,NSW, NSW	14:27.41	4
32 Watts, Morgan	7 Scots Bathur	14:29.14	4
33 Maxwell, Kira	7 St Philips N	14:30.07	4
34 Sommersville, Lilli	7 Central Coas	14:36.19	4



35	Fawns, Olivia	7 Penrith AC	14:40.88	4
36	Sargeant, Amelia	7 Penrith AC	14:46.13	4
37	Harkins, Chelsea	7 Northholm GS,NSW, N	14:52.19	4
38	Golding, Lara	00 Shellharbour	14:58.94	4
39	Kemp, Jessie	8 Georges River GS	15:02.81	4
40	Schultz, Portia	7 Lakes Gramma	15:03.91	4
41	Heiniger, Taylor	7 St Lukes GS	15:07.22	5
42	Evans, Emily	7 Reddam House	15:18.25	5
43	Kato, Hikaru	8 Gleanaeon RS	15:18.82	5
44	Prasad, Ryna	8 St Marks Col	15:27.59	5
45	Dean, Tamika	7 Penrith AC	15:30.29	5
46	Hutt, Annabel	8 Pittwater Ho	15:31.18	5
47	McKay, Sybella	7 Central Coas	15:32.22	5
48	Roulston, Zoe	00 Shellharbour	15:33.06	5
49	Eastment, Lana	7 Scots Bathur	15:39.77	5
50	Burns, Emily	7 Redeemer Bap	15:40.48	5
51	Andrews, Claire	8 St Philips N	15:41.26	6
52	Mullard, Alessandra	8 International GS	15:43.80	6
53	Toms, Ava	7 Arndell AC	15:48.81	6
54	Bloomfield, Likara	7 Redeemer Bap	16:04.84	6
55	Blackshaw, Ailee	8 All Saints'	16:09.11	6
56	Mikhin, Nika	8 International GS	16:18.84	6

Event 13 Boys 12 Year Olds 3000 Meter

Name	Year	School	Finals	H#
1	Gordon, Rafael	7 St Lukes GS	11:54.08	1
2	Harrold, Hugh	7 Penrith AC	12:05.32	1
3	Hill, Andrew	7 Arden AS,NSW, NSW	12:14.58	1
4	Parrish, Hugo	7 The Illawarra GS	12:18.63	1
5	Turner, Bryce	St Columba A	12:31.48	1
6	Sikma, Luke	7 Arndell AC,NSW, NSW	12:38.52	1
7	Crofts, Tom	St Columba A	12:40.94	1
8	Campbell, Noah	7 Thomas Hassall	12:44.27	1
9	Power, Kenshin	7 Macarthur AS	12:46.73	1
10	Omar, Hamza	7 Australian I	12:52.37	1
11	Jack, Kent	7 Hunter Valle	12:57.78	2
12	Bombaci, Sean	7 Georges River GS	13:02.55	2
13	Cini, Landon	7 Avondale Sch	13:06.15	2
14	Lee, Cooper	7 St Philips N	13:16.59	2
15	Lewis, Jesse	7 Moriah Colle	13:35.41	2
16	Liney, Euan	7 Arden AS	13:44.22	2
17	Camilo, Nicholas	7 Rouse Hill A	13:45.65	2
18	Germane, Charlie	7 Moriah Colle	13:46.60	2
19	Wright, Kaidyn	7 International GS	13:47.11	2
20	Harper, Sam	7 Bishop Tyrre	13:57.40	2
21	Jackson-Le Couteur, Zigg	7 Kinross Wola	14:00.40	3
22	Griseti, Hugo	7 International GS	14:01.76	3
23	Metleg, Mostafa	7 Malek Fayd IS	14:03.83	3
24	Athis, Jordan	7 St Lukes GS	14:06.61	3
25	Phipps, Josh	7 Pittwater Ho	14:08.01	3
26	Philips, Tim	7 Georges River GS	14:10.02	3
27	Rogers, Ben	7 Arndell AC,NSW, NSW	14:16.21	3
28	Pate, Aaron	7 Central Coas	14:17.66	3
29	Leslie, Hamish	St Columba A	14:19.37	3
30	Needham, Noah	7 Central Coas	14:21.47	3
31	Kerr, Rory	7 International GS	14:23.54	4
32	McGregor, Will	7 Arndell AC,NSW, NSW	14:25.02	4
33	Marull, Nicholas	7 Hills GS	14:32.84	4



34	Cruzado, Jio	7 Penrith AC	14:37.29	4
35	Gandillet, Luca	7 International GS	14:37.77	4
36	Piracha, Sami	7 Penrith AC	14:39.96	4
37	Maxted, Thomas	00 Nowra	14:40.60	4
38	Rollings, Harrison	7 Penrith AC	14:47.38	4
39	Ball, Isaac	00 Nowra	14:47.83	4
40	Szatmary, Samuel	7 Hills GS	14:53.59	4
41	Araujo, Fabiano	7 St Marouns C	15:12.15	5
42	Karthikeyan, Naren	7 Hills GS	15:42.91	5
43	Thompson, James	7 Kinross Wola	15:43.36	5
44	Ha, Johnson	7 St Marouns C	15:43.95	5
45	Bingley, Ben	7 Scots Bathur	15:45.67	5
46	Testa, Jerome	7 Wollemi AC, sydney,	16:05.62	5
47	Slayter, kane	Nowra	16:34.09	5
48	Keown, Max	7 Kinross Wola	16:35.47	5
49	Hann, Silas	7 Hills GS	16:39.21	5
50	Fahd, Elliot	7 Redeemer Bap	16:43.14	5
51	Schier, Lachaln	00 Shellharbour	17:22.39	6
52	DeLacy, Rorie	7 Central Coas	17:31.72	6
53	Franks, Joel	7 Arndell AC, NSW, NSW	18:57.20	6
54	Roberts, Jason	7 Central Coas	21:03.03	6
55	Baghdadil, Zayd	7 Malek Fayd IS	21:29.90	6

Event 14 Girls 12 Year Olds 3000 Meter

Name	Year	School	Finals	H#
1	Monk, Montana	7 Bishop Tyrre	11:56.29	1
2	Cefai, Samantha	7 Wollondilly	13:15.43	1
3	Wallace, Lucy	7 Hills GS	13:17.15	1
4	Mihellis, Mariane	7 St Philips G	13:20.79	1
5	Birch, Demi	7 William Clar	13:23.81	1
6	Senator, Yoella	7 Moriah Colle	13:29.99	1
7	Groves, Emily	7 Macarthur AS	13:31.45	1
8	Grout, Zara	7 Kinross Wola	13:37.66	1
9	Morrisey, Gemma	7 William Clar	13:45.68	1
10	Emily, Fortunaso-Klocker	7 Hunter Valle	13:57.91	1
11	Hughes, Liesel	7 William Clar	14:11.37	2
12	Banks, Georgia	7 St Lukes GS	14:13.71	2
13	Doolan, Laura	7 Bishop Tyrre	14:24.15	2
14	Wunsh, Tali	7 Moriah Colle	14:25.96	2
15	Comber, Tiana	7 Penrith AC	14:27.82	2
16	Apps, Jasmine	7 Macarthur AS	14:37.04	2
17	McLachlan, Andy	7 St Lukes GS	14:42.15	2
18	Griffith, Indianna	7 Pittwater Ho	14:45.37	2
19	Meurant, Kate	00 Shellharbour	14:47.05	2
20	Foxall, Abbey	7 Hills GS	14:47.77	2
21	Small, Nyah	7 Lakes Gramma	14:52.24	3
22	Searles, Holly	7 St Philips N	14:59.33	3
23	Carruthers, Eliza	7 Lakes Gramma	15:01.87	3
24	Dowd, Katherine	7 All Saints'	15:08.81	3
25	Windus, Brooke	7 Orange GS	15:16.23	3
26	Mackenzie, Rachel	7 St Lukes GS	15:18.09	3
27	Smead, Hannah	St Columba A	15:21.35	3
28	Cartisano, Kloe	7 Wollondilly	15:26.57	3
29	Taylor, Cleaa	7 Orange GS	15:30.09	3
30	McDonald, Caitlin	7 St Philips N	15:30.71	3
31	Martin, Jessica	7 Broughton	15:56.16	4
32	Lovrencic, Thalia	7 Montgrove	16:09.52	4
33	Munn, Emily	00 Nowra	16:14.40	4



34 Lilli, Dow	7 Hunter Valle	16:20.86	4
35 Edwards, Samantha	7 Scots Bathur	16:26.45	4
36 Melora, Costello	7 Hunter Valle	16:33.69	4
37 Cockayne, Amy	7 Arndell AC,NSW, NSW	16:44.40	4
38 Webster, Adelaide	7 Orange GS	16:58.79	4
39 Nosavan, Hannah	7 Thomas Hassall	17:06.60	4
40 Fellows, Lily	00 Nowra	17:09.63	4
41 Olsson, Hannah	7 Arden AS	17:10.72	5
42 Silove, Jade	7 Arden AS	17:12.24	5
43 Hariri, Dana	7 Belfield College	17:50.28	5
44 Molkentin, Callie	7 All Saints'	17:51.38	5
45 Genevieve, Janse Van Ren	7 Hunter Valle	17:57.27	5
46 Khalil, Dimah	7 Amity Colleg	17:57.96	5
47 Kelleher, Piper	7 St Lukes GS	18:16.04	5
48 Saksena, Valentina	7 William Clar	18:29.21	5
49 Vijay, Neha	7 Hills GS	18:40.57	5
50 Toba, Tamaki	7 International GS	18:45.34	5
51 Refaat, Selma	7 Malek Fayd IS	19:00.37	6
52 Barnes, Imogen	7 Pittwater Ho	19:41.18	6
53 Ness-Wilson, Elena	7 Bishop Tyrre	20:46.31	6
54 Eid, Sarah	7 Bishop Tyrre	20:48.77	6



AICES Cross Country Team

Name	Team	Sex	Age
1. Arellano Butcher, Jie	Avondale-AICES	M	12
2. Barnes, Jackson	Lakes Gs-Aices	M	12
3. Boonstra, Sydney	Central Coast As-Aices	W	12
4. Cartisano, Kloe	Wollondilly Ac-Aices	W	12
5. Cefai, Samantha	Wollondilly Ac-Aices	W	12
6. Comber, Tiana	Penrith Ac-Aices	W	12
7. Cruzado, Jio	Penrith Ac-Aices	M	12
8. Dean, Hartnell	Pittwater House-AICES	W	12
9. D'Mello, Joshua	Macarthur As-Aices	M	12
10. Goodwin, Callum	Scone Gs-Aices	M	12
11. Gordon, Rafael	St Lukes Gs-Aices	M	12
12. Gow, Kiera	William Clarke-AICES	W	12
13. Groves, Emily	Macarthur As-Aices	W	12
14. Harbury, Isobel	Newcastle Gs-Aices	W	12
15. Harrold, Hugh	Penrith Ac-Aices	M	12
16. Hill, Andrew	Arden As-Aices	M	12
17. James, Emily	St Columba As-Aices	W	12
18. Lauano, Praise	Thomas Hassall Ac-Aices	W	12
19. McKechnie, Anna	Lakes Gs-Aices	W	12
20. Melluish, Sarah	Broughton Ac-Aices	W	12
21. Meurant, Kate	Shellharbour Ac-Aices	W	12
22. Monk, Montana Lily	Bishop Tyrrell Ac-Aices	W	12
23. Osmany, Aqeelah	Amity College	W	12
24. Owen, Zaine	Rouse Hill Ac-Aices	M	12
25. Parrish, Hugo	Illawarra Gs-Aices	M	12
26. Power, Kenshin	Macarthur As-Aices	M	12
27. Reedy, Oliver	William Clarke-AICES	M	12
28. Ryan, Jorja-Kate	Penrith Ac-Aices	W	12
29. Segar, Nina	Illawarra Gs-Aices	W	12
30. Sikma, Luke	Arndell Ac-Aices	M	12
31. Thomas, Elizabeth	Lakes Gs-Aices	W	12
32. Turner, Bryce Mark Derek	St Columba As-Aices	M	12
33. Wallace, Lucy	Hills Gs-Aices	W	12
34. Williams, Georgia	Shellharbour Ac-Aices	W	12
35. Woodgate, Ruby	Northholm Gs-Aices	W	12
36. Young, Reuben	Penrith Ac-Aices	M	12
37. Archer, Blake	Hills Gs-Aices	M	13
38. Belunek, Mischa	International Gs-Aices	W	13
39. Bennett, Liam	Avondale-AICES	M	13
40. Bennett-Smith, Kirra	Wollondilly Ac-Aices	W	13
41. Bodey, Katherine	Illawarra Gs-Aices	W	13
42. Budai, Iluka	Illawarra Gs-Aices	W	13
43. Burnett, William	Calrossy As-Aices	M	13
44. Chappell, Nicholas	William Clarke-AICES	M	13
45. Charlton, Olviia	Northholm Gs-Aices	W	13
46. Clarke, Zachary	Calrossy As-Aices	M	13
47. Cotterill, Cooper	Rouse Hill Ac-Aices	M	13



Name	Team	Sex	Age
48. Cotton, Emma	St Phillips CC Ps-Aices	W	13
49. Dickson, Evita	St Lukes Gs-Aices	W	13
50. Fayers, Cassandra	St Phillips CC N-Aices	W	13
51. Harriman, Brett	Wollondilly Ac-Aices	M	13
52. Healey, James	Illawarra Gs-Aices	M	13
53. Hicks, Emily	Pittwater House-AICES	W	13
54. Homan, Jarrod	Hunter Valley Gs-Aices	M	13
55. Huard, Toby	Nowra Ac-Aices	M	13
56. Hurley, Ashton	International Fs-Aices	M	13
57. Kennedy, Chloe	Rouse Hill Ac-Aices	W	13
58. Last, Corey	Reddam House-AICES	M	13
59. Leifi, Joshua	Wollemi Ac-Aices	M	13
60. Loo, Zavier	Hills Gs-Aices	M	13
61. Mills, Jack Alexander Myles	St Columba As-Aices	M	13
62. Mitchell, Sophie	Pittwater House-AICES	W	13
63. Mitchell, Tia	Pittwater House-AICES	W	13
64. Morgan, Ella	Montgrove College-AICES	W	13
65. New, Ellie	Calrossy As-Aices	W	13
66. Noakes, Thomas	Macarthur As-Aices	M	13
67. O'Callagan, Jack	International Fs-Aices	M	13
68. Page, Emily	Rouse Hill Ac-Aices	W	13
69. Palmer, Finella	Calrossy As-Aices	W	13
70. Prasad, Ryna	St Mark's CollegeAICES	W	13
71. Redhead, Joshua	Hunter Valley Gs-Aices	M	13
72. Reid, Jonathan	Hills Ac-Aices	M	13
73. Richardson, Jessica	St Phillips CC N-Aices	W	13
74. Rutstein, Danielle	Emanuel School-AICES	W	13
75. Saxby, Riley	St Phillips CC C-Aices	M	13
76. Simpson, Mathew	Wollondilly Ac-Aices	M	13
77. Smith, Aaron	William Clarke-AICES	M	13
78. Smith, Lachlan	St Peters Ac-Aices	M	13
79. Timms, Oliver	Arden As-Aices	M	13
80. Ward, Lauren	Macarthur As-Aices	W	13
81. Wells, Mason	International Fs-Aices	M	13
82. Wood, Lucy	Macarthur As-Aices	W	13
83. Bignall, Nicholas	Lakes Gs-Aices	M	14
84. Brennan, Elise	International Gs-Aices	W	14
85. Brice, Matthew	William Clarke-AICES	M	14
86. Cains, Anneliese	St Columba As-Aices	W	14
87. Carroll, Chantel	Hunter Valley Gs-Aices	W	14
88. Casey, Rebecca	Central Coast As-Aices	W	14
89. Chauvet, Margaux	Illawarra Gs-Aices	W	14
90. Clews, Sabina	Reddam House-AICES	W	14
91. Corns, Bohdine	Wollondilly Ac-Aices	M	14
92. Corscadden, Connor	Broughton Ac-Aices	M	14
93. Davison, Jamie	Rouse Hill Ac-Aices	M	14
94. Davison, Reece	Rouse Hill Ac-Aices	M	14



Name	Team	Sex	Age
95. Dumas, Victor	St Lukes Gs-Aices	M	14
96. Estall, Matthew John	Bishop Tyrrell Ac-Aices	M	14
97. Folpp, Isla	Scone Gs-Aices	W	14
98. Grant, Riley	Central Coast As-Aices	M	14
99. Harrold, Miles	Penrith Ac-Aices	M	14
100. Hedley, Sophie	Calrossy As-Aices	W	14
101. Heiniger, Chloe	St Lukes Gs-Aices	W	14
102. Henderson, Catriona	St Lukes Gs-Aices	W	14
103. Higgins, Sarah	Hunter Valley Gs-Aices	W	14
104. Howells, Olivia	Hunter Valley Gs-Aices	W	14
105. Kinghan, Benjamin (Ben)	Rouse Hill Ac-Aices	M	14
106. Klasen, Emma	Calrossy As-Aices	W	14
107. Marshall, Ryan	St Lukes Gs-Aices	M	14
108. Martin, Tamsyn	Pittwater House-AICES	W	14
109. Mayled, Deanna	Hunter Valley Gs-Aices	W	14
110. McRae, Monica	Montgrove College-AICES	W	14
111. McShane-Cale, Summer	Central Coast As-Aices	W	14
112. Monica, McRae	Montgrove College-AICES	W	14
113. Murray, Bella	Hunter Valley Gs-Aices	W	14
114. Navusolo, Jezebel	Lakes Gs-Aices	W	14
115. Offord, Dylan	Macarthur As-Aices	M	14
116. Pavy, Zac	Orange Gs-Aices	M	14
117. Peterson, Kate	William Clarke-AICES	W	14
118. Ratabua, Jerry	Avondale-AICES	M	14
119. Rollings, Sebastian	Hunter Valley Gs-Aices	M	14
120. Ruhs, Michael	Thomas Hassall Ac-Aices	M	14
121. Sadler, Laura	Scone Gs-Aices	W	14
122. Said T13, Benjamin	St Lukes Gs-Aices	M	14
123. Shaw, Kieran	Mc Donald College-AICES	M	14
124. Spindler, Alex	International Fs-Aices	M	14
125. Stone, Hannah	Nowra Ac-Aices	W	14
126. Thompson, Colin	International Fs-Aices	M	14
127. Van Dyk, Byron	St Peters Ac-Aices	M	14
128. Waller, Zachary	Northholm Gs-Aices	M	14
129. Wentworth, Clare	Penrith Ac-Aices	W	14
130. Willis, Jackson	Orange Gs-Aices	M	14
131. Atkinson, Anna	Scone Gs-Aices	W	15
132. Beck, Oscar	Emanuel School-AICES	M	15
133. Bosschieter, Britney	St Columba As-Aices	W	15
134. Bourne, Hannah	Pittwater House-AICES	W	15
135. Bray, Lucinda	Hunter Valley Gs-Aices	W	15
136. Buckham, Jesse	Nowra Ac-Aices	M	15
137. Clarke, Mitchell	Calrossy As-Aices	M	15
138. Creber, Elodie	Macarthur As-Aices	W	15
139. Dearie, Cheyenne	International Fs-Aices	W	15
140. Dumapit, Hugo	Mc Donald College-AICES	M	15
141. Fisher, Aimee	Hunter Valley Gs-Aices	W	15



Name	Team	Sex	Age
142. Fletcher, Olivia	Nowra Ac-Aices	W	15
143. Grayson, Julian	Sapphire Coast Ac-Aices	M	15
144. Griffin, Hannah	St Columba As-Aices	W	15
145. Hayward, Madison	William Clarke-AICES	W	15
146. Henderson, Connor	Newcastle Gs-Aices	M	15
147. Jackson, Nakita	Macquarie College-AICES	W	15
148. James, Benjamin	St Phillips CC C-Aices	M	15
149. Jenkins, Cooper	Hunter Valley Gs-Aices	M	15
150. Kapr, Martin	St Lukes Gs-Aices	M	15
151. Kelly, Amber	Macquarie College-AICES	W	15
152. Leechman, Hannah	Arndell Ac-Aices	W	15
153. Leifi, Mitchell	Wollemi Ac-Aices	M	15
154. Manente, Luca	William Clarke-AICES	M	15
155. McKinley, Bella	Scone Gs-Aices	W	15
156. Nelson, Timothy	Wollondilly Ac-Aices	M	15
157. Nicholson, Edwin	Hunter Valley Gs-Aices	M	15
158. Nicholson, William	Calrossy As-Aices	M	15
159. O'Brien, Anthony	Scone Gs-Aices	M	15
160. O'Brien, Sophie	Scone Gs-Aices	W	15
161. Perry, Lauren	Penrith Ac-Aices	W	15
162. Potter, Stephanie	International Gs-Aices	W	15
163. Reading, Mitchell	Calrossy As-Aices	M	15
164. Ritch, Jessica	Moriah College-AICES	W	15
165. Ross, Amelia	Hunter Valley Gs-Aices	W	15
166. Sendt, Caitlin	Macarthur As-Aices	W	15
167. Seton, Georgina	Macarthur As-Aices	W	15
168. Sgouros, Christian	St Euphemia-AICES	M	15
169. Sharwood, Isaac	International Gs-Aices	M	15
170. Soin, Nanki	St Lukes Gs-Aices	W	15
171. Thomson, Cooper	Nowra Ac-Aices	M	15
172. Toumi-Cussinnet T35, Illyphe	Pittwater House-AICES	M	15
173. Vlatko, Anthony	International Gs-Aices	M	15
174. Bennett-Smith, Tara	Wollondilly Ac-Aices	W	16
175. Buckhurst, Darcy	Hunter Valley Gs-Aices	M	16
176. Carroll, Brittany	Hunter Valley Gs-Aices	W	16
177. Cooper, Jacinta	Calrossy As-Aices	W	16
178. De Rover Tf37, Vincent	St Lukes Gs-Aices	M	16
179. Death, Tiana	William Clarke-AICES	W	16
180. DeJAGER, Bernice	Macquarie College-AICES	W	16
181. Dennison, Finlay	Pittwater House-AICES	M	16
182. Dunlop, Reiley	Pittwater House-AICES	M	16
183. Fitzgibbon-Solis, James	Broughton Ac-Aices	M	16
184. Gerlach, Jesse	St Lukes Gs-Aices	M	16
185. Gray, Jackson	Broughton Ac-Aices	M	16
186. Harrington, Ryan	Hills Ac-Aices	M	16
187. Harrold, Angus	Penrith Ac-Aices	M	16
188. Hawkins, Thomas	Northholm Gs-Aices	M	16



Name	Team	Sex	Age
189. Hicks, Caitlyn	William Clarke-AICES	W	16
190. Huard, Luke	Nowra Ac-Aices	M	16
191. Hutt, Elliot	Illawarra Gs-Aices	M	16
192. Jamgotchian, Emily	Northholm Gs-Aices	W	16
193. Kermond, Emily	Georges River Grammar-AICES	W	16
194. Kliousis, Sabrina	Newcastle Gs-Aices	W	16
195. Kranendonk, Bethany	Lakes Gs-Aices	W	16
196. Kudaya-More, Ed	Redeemer Bs-Aices	M	16
197. Lawrence, Rachel	William Clarke-AICES	W	16
198. Martin, Lachlan	Pittwater House-AICES	M	16
199. Martin, Patrick	William Clarke-AICES	M	16
200. McEwan, Georgia	Shellharbour Ac-Aices	W	16
201. McNally, Maddison	Hunter Valley Gs-Aices	W	16
202. Mihellis, Terry	St Phillips CC G-Aices	M	16
203. Mizzi, Damien	Wollemi Ac-Aices	M	16
204. Moore, Anais Jean	Bishop Tyrrell Ac-Aices	W	16
205. Nekic, Abby	Georges River Grammar-AICES	W	16
206. Osborne, Travis	Rouse Hill Ac-Aices	M	16
207. Paddison, Tyrone	International Fs-Aices	M	16
208. Paterson, Kye (Bree)	Shellharbour Ac-Aices	W	16
209. Reid, Amy	Hills Ac-Aices	W	16
210. Savaiko, Junior	Redeemer Bs-Aices	M	16
211. Seal, James	Illawarra Gs-Aices	M	16
212. Steele, Sianna	Penrith Ac-Aices	W	16
213. Tapp, Sharna	Calrossy As-Aices	W	16
214. Tegel, Ethan	Hills Gs-Aices	M	16
215. Tombs, Latika	Pittwater House-AICES	W	16
216. Altona, Shirelle	Central Coast As-Aices	W	17
217. Barret, Ethan	International Fs-Aices	M	17
218. Brady, Monique	Broughton Ac-Aices	W	17
219. Brown, William	Broughton Ac-Aices	M	17
220. Carroll, Bronte	St Phillips CC G-Aices	W	17
221. Charlton T54 / F57, Julie	Hills Gs-Aices	W	17
222. Cliff, Hannah	Lakes Gs-Aices	W	17
223. Edwards, Emmanuel	Georges River Grammar-AICES	M	17
224. Fomin, Alex	Georges River Grammar-AICES	M	17
225. Ford, Ethan	Nowra Ac-Aices	M	17
226. Fountas, Jasmine	Reddam House-AICES	W	17
227. Glover, Jordon	Northholm Gs-Aices	M	17
228. Hale, Joseph	St Lukes Gs-Aices	M	17
229. Harper, Zoe	Scone Gs-Aices	W	17
230. Heaney, Mitchell	St Phillips CC C-Aices	M	17
231. Herger, Eric	Georges River Grammar-AICES	M	17
232. Herger, Rachael	Georges River Grammar-AICES	W	17
233. Hill, Caleb	Hunter Valley Gs-Aices	M	17
234. Hobson, Tyler	Avondale-AICES	M	17
235. Holland, Dylan	Shellharbour Ac-Aices	M	17



Name	Team	Sex	Age
236. Ikuo, Elvice	Redeemer Bs-Aices	W	17
237. Jones, Gabrielle	Redeemer Bs-Aices	W	17
238. Kendall, Hayden	Lakes Gs-Aices	M	17
239. Lefmann, Flynn	Hunter Valley Gs-Aices	M	17
240. Mackey, Chad	Avondale-AICES	M	17
241. Martin, Elizabeth	Illawarra Gs-Aices	W	17
242. Matheson, Brooke	Arden As-Aices	W	17
243. Mathias, Askil	Hunter Valley Gs-Aices	M	17
244. Maxwell, Jesse	St Phillips CC N-Aices	M	17
245. Meier-Kapavale, Marie-Luise	Wollondilly Ac-Aices	W	17
246. Mullaney, Natasha	Illawarra Gs-Aices	W	17
247. O'Brien, Kristina	Hunter Valley Gs-Aices	W	17
248. Offord, Matilda	Macarthur As-Aices	W	17
249. O'Neil, Carl	Pittwater House-AICES	M	17
250. Perich, Laura	Macarthur As-Aices	W	17
251. Polinsky, Liam	Penrith Ac-Aices	M	17
252. Rembridge, Samuel	Broughton Ac-Aices	M	17
253. Rerekura, Jack	Broughton Ac-Aices	M	17
254. Samuels, Zachary	Arden As-Aices	M	17
255. Twyford, Olivia	Bishop Tyrrell Ac-Aices	W	17
256. Vermaak, Ruben	Shellharbour Ac-Aices	M	17
257. Ward, Ethan	Georges River Grammar-AICES	M	17
258. Whicker, Cameron	St Maroun's College-AICES	M	17
259. Williams, Rumer	St Peters Ac-Aices	W	17
260. Williams, Taylor	Georges River Grammar-AICES	W	17
261. Bowman, Lily	St Lukes Gs-Aices	W	18
262. Bunny, Oliver	St Phillips CC N-Aices	M	18
263. Diaz, Emily	International Fs-Aices	W	18
264. Edwards, Jack	St Lukes Gs-Aices	M	18
265. Forland, Tayla	Georges River Grammar-AICES	W	18
266. Fuller, Venus	Manning Valley Ac-Aices	W	18
267. Gillion, Ethan	Broughton Ac-Aices	M	18
268. Hunt, Alex	Bishop Tyrrell Ac-Aices	M	18
269. Ledger, Richard	St Lukes Gs-Aices	M	18
270. Lott, Stephen	St Phillips CC N-Aices	M	18
271. Makko, Chloe	Thomas Hassall Ac-Aices	W	18
272. Matthes, Dylan	Avondale-AICES	M	18
273. Maua, Jaylen	Central Coast As-Aices	M	18
274. McEwan, Olivia-Rose	Shellharbour Ac-Aices	W	18
275. Mcintosh, James	Avondale-AICES	M	18
276. Morgan, Nicholas	Macquarie College-AICES	M	18
277. Ogle, Nicole	Macquarie College-AICES	W	18
278. Wade, Leah	Hunter Valley Gs-Aices	W	18
279. Williams, Zac	Georges River Grammar-AICES	M	18
280. Woods, Myles	Hills Ac-Aices	M	18
281. Tumai, Caleb	Redeemer Bs-Aices	M	19

Students in CIS Cross Country Team

Ethan Matthes	Avondale School
Tyler Hobson	Avondale School
Montana Monk	Bishop Tyrrell Anglican College
Montana Monk	Bishop Tyrrell Anglican College
Charlotte Simmons	Kinross Wolaroi School
Connor Whiteley	Kinross Wolaroi School
Connor Whiteley	Kinross Wolaroi School
Dylan Offord	Macarthur Anglican School
Lauren Ward	Macarthur Anglican School
Matilda Offord	Macarthur Anglican School
Eliza Woods	Moriah College
Eliza Woods	Moriah College
Caleb Agostino-Morrow	Newcastle Grammar School
Lorcan Redmond	Newcastle Grammar School
Ryan Box	Newcastle Grammar School
Lorcan Redmond	Newcastle Grammar School
Emily Jamgotchian	Northholm Grammar School
Emily Jamgotchian	Northholm Grammar School
Ruby Swadling	SCEGGS Darlinghurst
Dylan Holland	Shellharbour Anglican College
Jack Mills	St Columba Anglican School
Anneliese Cains	St Columba Anglican School
Ben Said	St Luke's Grammar School
Catriona Henderson	St Luke's Grammar School
Rafael Gordon	St Luke's Grammar School
Vincent De Rover	St Luke's Grammar School
Ben Said	St Luke's Grammar School
Catriona Henderson	St Luke's Grammar School
Byron Van Dyk	St Peter's Anglican College
Cassandra Fayers	St Philip's Christian College
Connor Galbraith	St Philip's Christian College, Cessnock
Lucy Wallace	The Hills Grammar School
Elizabeth Martin	The Illawarra Grammar School
James Healey	The Illawarra Grammar School
James Seal	The Illawarra Grammar School
Demi Birch	William Clarke College
Luca Manente	William Clarke College
Madison Hayward	William Clarke College
Thomas Driscoll	William Clarke College

ATHLETICS

Athletics Results

Association	Overall Score	Place	Percentage Score	% Place
NASS	5507	2	7041	1
HRIS	5639	1	6723	2
HZSA	4542	3	5477	3
CDSSA	3795	4	5355	4
SASSA	2242	5	4484	5
SWISSA	2128	6	3842	6
WAS	553	8	3722	7
ISD	763	7	1143	8

Age Champions

Age	Girls	School	Boys	School
12	Monk, Montana	Bishop Tyrrell AC	Harrold, Hugh	Penrith AC
13	Bennett-Smith, Kirra	Wollondilly AC	Archer, Blake	Hills Grammar
14	Stone, Hannah	Nowra AC	Willis, Jackson	Orange Grammar
15	Potter, Stephanie	International GS	James, Benjamin	St Phillips C
16	Hicks, Caitlyn	William Clarke	Harrold, Angus	Penrith AC
17	Williams, Taylor	Georges River GS	Poyitt, James	Redeemer Baptist
18+	Diaz, Emily	International FS	Tumai, Caleb	Redeemer Baptist

AICES Records

Boys 12 100 Meter	12.82	31/08/2015	Riley Oneill - Avondale
Boys 12 200 Meter	26.13	9/09/2009	Dylan Bennett - Hunter Valley GS
Boys 12 400 Meter	1:06.37	31/08/2016	Hugo Parrish - Illawarra
Boys 12 800 Meter	2:23.66	31/08/2016	Rafael Gordon - St Lukes
Boys 12 1500 Meter	5:01.96	5/09/2005	Blake Szumski - Broughton Colleg
Boys 12 High	1.57m	5/09/2011	Hayden Perry - Penrith AC
Boys 12 Long	5.02m	6/09/2010	Jordan Shelley - The Hills GS
Boys 12 Disc	41.79m	31/08/2015	Riley Oneill - Avondale
Boys 12 Jav	28.03m	31/08/2016	Callum Goodwin - Scone
Boys 12 Shot	11.44m	31/08/2015	Joshua Leifi - Wollemi
Boys 13 100 Meter	12.21	5/09/2011	Jordan Shelley - Hills Grammar
Boys 13 200 Meter	25.02	3/09/2012	Timothy Simmons - Rouse Hill
Boys 13 400 Meter	58.50	3/09/2012	Timothy Simmons - Rouse Hill AC
Boys 13 800 Meter	2:15.71	1/09/2014	Anthony Vlatko - International Gr
Boys 13 1500 Meter	4:31.67	2/09/2013	Lorcan Redmond - St Phillips N
Boys 13 High	1.72m	6/09/2010	Joshua Pettigrew - St Phillips Newca
Boys 13 Long	5.97m	6/09/2010	Dylan Bennett - Hunter Valley GS
Boys 13 Disc	36.09m	3/09/2012	Hayden Perry - Penrith Anglican
Boys 13 Jav	42.15m	3/09/2012	Hayden Perry - Penrith AC
Boys 13 Shot	13.41m	5/09/2005	William Sacilotto - Arden Anglican S
Boys 12-14 3000 Meter	8:58.77	1/09/2014	Lorcan Redman - St Phillips N
Boys 12-14 Triple	12.21m	5/09/2011	Joshua Pettigrew - St Phillips N
Boys 12-14 4x100 Meter Relay	48.33	5/09/2011	Macarthur AS - NASSA
Boys 14 100 Meter	11.52	3/09/2012	Jordan Shelley - Hills Grammar
Boys 14 200 Meter	23.71	3/09/2012	Jordan Shelley - Hills Grammar
Boys 14 400 Meter	52.05	6/09/2010	James Kermond - Georges River GS
Boys 14 800 Meter	2:06.38	5/09/2011	Caleb Stamper - Illawarra GS
Boys 14 1500 Meter	4:22.94	1/09/2014	Lorcan Redmond - St Phillips N
Boys 14 High	1.82m	31/08/2016	Riley Grant - Central Coast
Boys 14 Long	5.88m	6/09/2010	Gerald Sylvester - Avondale College
Boys 14 Disc	46.80m	1/09/2014	Angus Harrold - Penrith AC
Boys 14 Jav	44.05m	6/09/2006	Liam Speers - Newcastle Gramma
Boys 14 Shot	14.51m	6/09/2006	Liam Speers - Newcastle Gramma
Boys 15 100 Meter	11.06	2/09/2013	Jordan Shelley - Hills Grammar
Boys 15 200 Meter	22.32	2/09/2013	Jordan Shelley - Hills GS
Boys 15 400 Meter	49.97	5/09/2011	James Kermond - Georges River GS
Boys 15 800 Meter	2:03.13	3/09/2012	Joseph Halsey - St Peter's
Boys 15 1500 Meter	4:25.33	31/08/2015	James Seal - Illawarra
Boys 15 High	1.85m	31/08/2016	William Nicholson - Calrossy
Boys 15 Long	6.38m	31/08/2016	Benjamin James - St Philip's C
Boys 15 Disc	55.72m	4/09/2007	Liam Speers - Newcastle Gramma
Boys 15 Jav	52.14m	4/09/2007	Liam Speers - Newcastle Gramma
Boys 15 Shot	16.16m	4/09/2007	Liam Speers - Newcastle Gramma
Boys 15-16 3000 Meter	9:06.66	31/08/2016	James Seal - Illawarra
Boys 15-16 Triple	13.66m	3/09/2008	William Rodgers - Penrith AC
Boys 16 100 Meter	10.79	1/09/2014	Jordan Shelley - Hills Grammar
Boys 16 200 Meter	22.28	3/09/2012	James Kermond - Georges River GS

Boys 16 400 Meter	49.69	3/09/2012	James Kermond - Georges R G
Boys 16 800 Meter	1:59.58	3/09/2012	Alexander Seal - The Illawarra
Boys 16 1500 Meter	4:20.16	9/09/2009	Richard Bastable - St Columba Angli
Boys 16 High	1.97m	9/09/2009	Miles Coles-Clarke - Hunter Valley GS
Boys 16 Long	6.32m	3/09/2012	Daniel Hurwood - William Clarke
Boys 16 Disc	54.62m	3/09/2008	Liam Speers - Newcastle GS
Boys 16 Jav	50.00m	3/09/2008	Liam Speers - Newcastle GS
Boys 16 Shot	15.87m	3/09/2008	Liam Speers - Newcastle GS
Boys 17 100 Meter	11.15	2/09/2013	James Kermond - Georges River GS
Boys 17 200 Meter	21.94	2/09/2013	James Kermond - Georges River GS
Boys 17 400 Meter	50.51	2/09/2013	James Kermond - Georges River GS
Boys 17 800 Meter	1:59.07	6/09/2006	Mitchell Ryan - Macarthur AS
Boys 17 1500 Meter	4:23.83	6/09/2006	Mitchell Ryan - Macarthur AS
Boys 17 High	2.03m	6/09/2010	Miles Cole-Clark - Hunter Valley GS
Boys 17 Long	6.27m	1/09/2014	Dylan Bennett - Hunter Valley GS
Boys 17 Disc	58.27m	9/09/2009	Liam Speers - Newcastle GS
Boys 17 Jav	54.98m	9/09/2009	Liam Speers - Newcastle GS
Boys 17 Shot	17.32m	9/09/2009	Liam Speers - Newcastle GS
Boys 15-19 4x100 Meter Relay	45.18	3/09/2012	Broughton AC - NASSA
Boys 17-19 3000 Meter	9:11.65	31/08/2016	Jordon Glover - Northholm
Boys 17-19 Triple	13.76m	9/09/2009	William Rodgers - Penrith AC
Boys 18-19 100 Meter	11.26	2/09/2013	Luke Petterson - Arden
Boys 18-19 400 Meter	50.37	3/09/2008	Ian Dewhurst - Arndell AC
Boys 18-19 800 Meter	1:55.55	9/09/2009	Michael Bingham - Shellharbour AC
Boys 18-19 1500 Meter	4:21.72	1/09/2014	Jake Myors - Shoalhaven A
Boys 18-19 High	2.03m	5/09/2011	Miles Cole-Clarke - Hunter Valley GS
Boys 18-19 Long	6.61m	3/09/2008	Ian Dewhurst - Arndell College
Boys 18-19 Disc	47.10m	5/09/2011	Evan Jennis - International GS
Boys 18-19 Jav	52.75m	31/08/2016	Caleb Tumai - Redeemer
Boys 18-19 Shot	13.30m	5/09/2011	Evan Jennis - International GS
Boys 18+ 200 Meter	22.69	1/09/2014	James Kermond - Georges River GS
Girls 12 100 Meter	13.46	31/08/2015	Scarlett Prowse - ARDEN
Girls 12 200 Meter	27.59	3/09/2012	Georgia McEwan - Shellharbour Ang
Girls 12 400 Meter	1:06.21	31/08/2016	Montana Lily Monk - Bishop Tyrrell
Girls 12 800 Meter	2:22.56	31/08/2016	Montana Lily Monk - Bishop Tyrrell
Girls 12 1500 Meter	5:02.17	31/08/2016	Montana Lily Monk - Bishop Tyrrell
Girls 12 High	1.48m	2/09/2013	Jessica-Lee Keller - Arndell AC
Girls 12 Long	4.87m	3/09/2012	Eva Neville - St Phillip'sCC
Girls 12 Disc	29.50m	31/08/2016	Praise Lauano - Thomas Hassall
Girls 12 Jav	18.44m	31/08/2016	Jorja-Kate Ryan - Penrith
Girls 12 Shot	9.72m	5/09/2005	Georgina Butterworth - Pittwater House
Girls 13 100 Meter	12.95	31/08/2016	Emily Page - Rouse Hill
Girls 13 200 Meter	26.02	31/08/2015	Emma Klasen - CALROSSY
Girls 13 400 Meter	59.86	2/09/2013	Bess Chippendale - Central Coast AS
Girls 13 800 Meter	2:23.40	31/08/2016	Cassandra Fayers - St Philips N
Girls 13 1500 Meter	5:05.27	31/08/2015	Catriona Henderson - St Lukes
Girls 13 High	1.54m	31/08/2015	Tarni Evans - Sapphire Coast
Girls 13 Long	4.89m	31/08/2015	Emma Klasen - CALROSSY
Girls 13 Disc	28.65m	31/08/2015	Kate Peterson - William Clarke
Girls 13 Jav	34.32m	2/09/2013	Sabrina Kliousis - Newcastle GS
Girls 13 Shot	10.97m	4/09/2007	Romy Ehrlich - Moriah College

Girls 12-14 3000 Meter	10:28.94	31/08/2016	Catriona Henderson - St Lukes
Girls 12-14 Triple	11.23m	5/09/2011	Mercy Agbeze - Central Coast AS
Girls 12-14 4x100 Meter Relay	53.18	3/09/2008	Penrith AC - NASSA
Girls 14 100 Meter	12.43	31/08/2016	Emma Klasen - Calrossy
Girls 14 200 Meter	25.78	31/08/2016	Emma Klasen - Calrossy
Girls 14 400 Meter	59.24	9/09/2009	Courtney Chamberlain - William Clarke
Girls 14 800 Meter	2:16.15	9/09/2009	Courtney Chamberlain - William Clarke C
Girls 14 1500 Meter	4:59.50	9/09/2009	Amity Delaney - Pittwater House
Girls 14 High	1.58m	4/09/2007	Elana Withnall - Manning Valley A
Girls 14 Long	5.37m	1/09/2014	Bernice De Jager - Macquarie Colleg
Girls 14 Disc	33.01m	31/08/2016	Kate Peterson - William Clarke C
Girls 14 Jav	34.60m	31/08/2016	Kate Peterson - William Clarke C
Girls 14 Shot	13.10m	3/09/2008	Romy Ehrlich - Reddam House
Girls 15 100 Meter	12.69	31/08/2016	Stephanie Potter - International Gr
Girls 15 200 Meter	25.76	31/08/2016	Stephanie Potter - International Gr
Girls 15 400 Meter	1:00.63	31/08/2015	Bernice De Jager - Macquarie C
Girls 15 800 Meter	2:24.53	2/09/2013	Rosie Davidson - Nowra AC
Girls 15 1500 Meter	4:57.90	1/09/2014	Matilda Offord - Macarthur AS
Girls 15 High	1.58m	2/09/2013	Elisa Molen Grigull - Pittwater House
Girls 15 Long	5.37m	5/09/2005	Caryn Brett - Avondale School
Girls 15 Disc	37.74m	1/09/2014	Marie-Luise Meier-Kapavale - Wollondilly AC
Girls 15 Jav	33.18m	31/08/2015	Sabrina Kliousis - Newcastle
Girls 15 Shot	10.92m	1/09/2014	Marie-Luise Meier-Kapavale - Wollondilly AC
Girls 15-16 3000 Meter	10:23.37	1/09/2014	Matilda Offord - Macarthur AS
Girls 15-16 Triple	11.51m	31/08/2015	Jasmine Fountas - Reddam House
Girls 16 100 Meter	12.57	6/09/2009	Michelle Jenneke - The Hills GS
Girls 16 200 Meter	25.42	2/09/2013	Daisy Bryant - William Clarke
Girls 16 400 Meter	59.51	2/09/2013	Olivia Cason - Arden
Girls 16 800 Meter	2:19.87	1/09/2014	Rosie Davidson - Nowra AC
Girls 16 1500 Meter	4:59.07	1/09/2014	Rosie Davidson - Nowra
Girls 16 High	1.60m	1/09/2014	Elisa Molen Grigull - Pittwater House
Girls 16 Long	5.47m	31/08/2016	Bethany Kranendonk - Lakes Grammar
Girls 16 Disc	39.12m	31/08/2015	Marie-Luise Meier-Kapavale - Wollondilly
Girls 16 Jav	38.36m	31/08/2015	Caitlin Thurlow - William Clarke
Girls 16 Shot	12.52m	31/08/2015	Rachael Herger - Georges River
Girls 17 100 Meter	12.48	5/09/2011	Laura Bonzo - St Philips N
Girls 17 200 Meter	25.48	6/09/2010	Michelle Jenneke - The Hills GS
Girls 17 400 Meter	1:00.09	1/09/2014	Olivia Cason - Arden
Girls 17 800 Meter	2:28.38	31/08/2015	Nicole Ogle - Macquarie C
Girls 17 1500 Meter	5:09.78	31/08/2016	Matilda Offord - Wollondilly
Girls 17 High	1.58m	31/08/2016	Laura Perich - Macarthur
Girls 17 Long	5.33m	6/09/2010	Michelle Jenneke - The Hills GS
Girls 17 Disc	37.03m	4/09/2007	Katherine Zohrab - Bishop Tyrrell A
Girls 17 Jav	36.78m	31/08/2016	Rachael Herger - Georges River
Girls 17 Shot	12.63m	31/08/2016	Marie-Luise Meier-Kapavale - Wollondilly
Girls 15-19 4x100 Meter Relay	50.57	9/09/2010	St Phillips Newcastle - HRIS
Girls 17-19 3000 Meter	10:22.60	1/09/2014	Maudie Skyring - Illawarra GS
Girls 17-19 Triple	11.86m	5/09/2011	Michelle Jenneke - Hills Grammar
Girls 18-19 100 Meter	12.25	5/09/2011	Michelle Jenneke - Hills Grammar
Girls 18-19 400 Meter	58.84	31/08/2015	Olivia Cason - ARDEN
Girls 18-19 1500 Meter	5:11.19	6/09/2010	Katherine Whiteside - Penrith AC



Girls 18-19 High	1.60m	4/09/2007	Hannah Smith - Lakes Grammar
Girls 18-19 Long	5.31m	5/09/2011	Michelle Jenneke - Hills Grammar
Girls 18-19 Disc	36.84m	9/09/2009	Katherine Zohrab - Bishop Tyrrell A
Girls 18-19 Jav	34.05m	2/09/2013	Daniella Costaganna - William Clarke
Girls 18-19 Shot	10.59m	3/09/2012	Romy Ehrlich - Reddam House
Girls 18+ 200 Meter	25.84	31/08/2015	Olivia Cason - ARDEN
Girls 18+ 800 Meter	2:30.89	6/09/2010	Katherine Whiteside - Penrith AC



Athletics Results

Event 1 Boys 12-14 3000 Meter

Name	Year	School	Finals
Finals			
1 Offord, Dylan	9	Macarthur	10:11.67
2 Ruhs, Michael	8	Thomas Hassall	10:18.95
3 Wells, Mason	7	International FS	10:22.99
4 Healey, James	7	Illawarra	10:23.03
5 Doley, Harrison	8	Bishop Tyrrell	10:33.76
6 Mills, Jack Alexander My	7	St Columba	10:48.65
7 Poswell, Ben	8	Moriah College	11:04.03
8 McDowell, Thomas	7	International Gr	11:39.20
9 Johnson, Christian	7	Hills Grammar	11:40.29
10 Brown, Hugo	7	Rouse Hill	12:28.65
11 Liney, Euan	7	Arden	12:57.78

Event 2 Girls 12-14 3000 Meter

Name	Year	School	Finals
1 Henderson, Catriona	8	St Lukes	10:28.94
2 Fayers, Cassandra	7	St Philips N	11:00.03
3 Cains, Anneliese	8	St Columba	11:07.14
4 Mitchell, Tia	7	Pittwater	11:16.83
5 Mitchell, Sophie	7	Pittwater	11:55.48
6 New, Ellie	8	Calrossy	12:26.18
7 Wallace, Lucy	7	Hills Grammar	12:44.15
8 Smith, Geordie	9	Pittwater	13:07.82
9 Vander Reest, Isabella	7	Thomas Hassall	14:02.46

Event 3 Boys 15-16 3000 Meter

Name	Year	School	Finals
1 Seal, James	10	Illawarra	9:06.66
2 Vlatko, Anthony	9	International Gr	9:45.77
3 Kapr, Martin	9	St Lukes	9:50.52
4 Krecklenberg, Noah	9	Moriah College	9:59.77
5 Holding, Samuel	10	Macquarie Col	10:05.45
6 Turner, Cody	9	Thomas Hassall	10:07.17
7 Manente, Luca	9	William Clarke C	10:27.27
8 Gard, Riley	10	William Clarke C	10:35.96
9 Neoklis, Adrian	10	Thomas Hassall	10:37.75
10 Madirazza, Aaron	10	Calrossy	11:16.13
11 Jovanovic, Aleksander	10	St Marks	11:33.08
12 Luxton, Tom	10	Hills Grammar	12:02.42

Event 4 Girls 15-16 3000 Meter

Name	Year	School	Finals
1 Hayward, Madison	10	William Clarke C	11:08.77



2 Jamgotchian, Emily	11 Northholm	11:13.27
3 Sendt, Caitlin	9 Macarthur	11:15.20
4 Barry, Grace	9 Calrossy	12:11.98
5 Holmberg, Corbyn	9 Newcastle GS	12:33.08
6 Smith, Sophie	10 Rouse Hill	12:39.60
7 Clifton, Isabella	10 International Gr	13:04.91
8 Walker, Arizona	9 Macquarie Col	14:09.02

Event 5 Boys 17-19 3000 Meter

Name	Year School	Finals
1 Glover, Jordan	11 Northholm	9:11.65
2 Holland, Dylan	11 Shellharbour	9:33.49
3 Woods, Myles	12 Hills Adv	9:47.47
4 Hobson, Tyler	11 Avondale	9:49.18
5 Cockayne, Brodie	12 St Peters	10:16.54
6 Maran, Christian	12 Thomas Hassall	10:29.17
7 Ross, Campbell	11 Macquarie Col	10:34.69

Event 6 Girls 17-19 3000 Meter

Name	Year School	Finals
1 Offord, Matilda	11 Wollondilly	10:57.14
2 Martin, Elizabeth	11 Illawarra	10:58.32
3 Williams, Rumer	11 St Peters	11:04.38
4 Woods, Eliza	12 Moriah College	11:27.75
5 Dummett, Olivia	12 Sapphire Coast	12:52.93
6 Fry, Olivia	11 William Clarke C	13:15.21

Event 7 Girls 12 High

Name	Year School	Finals
1 James, Emily	7 St Columba	1.36m
2 McKechnie, Anna	7 Lakes Grammar	1.30m
3 Woodgate, Ruby	7 Northholm	J1.30m
4 Melliush, Sarah	7 Broughton	J1.30m
5 Gow, Kiera	7 William Clarke C	1.25m
6 Meurant, Kate	7 Shellharbour	J1.25m
7 Horne, Jorja	7 Christadelphian	1.20m
8 Margolis, Mia	7 Moriah College	J1.20m
8 Hughes, Ivy	7 Shellharbour	J1.20m
10 Stavrou, Georgia	7 All Saints	1.10m
-- Kairouz, Jennifer	7 St Marouns	NH
-- Barber, Olivia	7 Illawarra	NH

Event 8 Girls 15 High

Name	Year School	Finals
1 Jackson, Nakita	10 Macquarie Col	1.56m
2 Bourne, Hannah	9 Pittwater	1.35m
3 Seton, Georgina	9 Macarthur	1.30m
4 Eade, Scarlett	9 Montgrove	J1.30m
5 de Castro, Georgia	9 Hills Grammar	J1.30m
6 Elliott, Kate	9 Orange	J1.30m
7 Zimmerman, Erin	9 Moriah College	J1.30m
8 Ives, Eleni	9 St Peters	1.25m

9 Hamaty, Megan	9 Nowra	1.20m
9 Lironis, Kristina	9 All Saints	1.20m

Event 9 Girls 17 Shot

Name	Year School	Finals
1 Meier-Kapavale, Marie-Lu	11 Wollondilly	12.63m
2 Herger, Rachael	11 Georges River	11.77m
3 Nowland, Maddison	12 Bishop Tyrrell	9.91m
4 Twyford, Olivia	12 Bishop Tyrrell	9.55m
5 Jones, Gabrielle	11 Redeemer	8.93m
6 Farrell, Lauren	11 Hills Grammar	8.89m
7 Scholtz, Ayla	12 St Peters	8.60m
8 Mooney, Kathryn	12 Arden	8.40m
9 McLean, Nicola	11 Orange	7.55m
10 Pulham, Georgie	12 International Gr	7.46m
11 Mastronardi, Alexis	11 Orange	7.39m

Event 10 Boys 17 Shot

Name	Year School	Finals
1 Vermaak, Ruben	11 Shellharbour	13.95m
2 Whicker, Cameron	11 St Marouns	12.48m
3 Herger, Eric	11 Georges River	11.54m
4 Kenyon, Jack	11 Arndell	11.50m
5 O'Neil, Carl	11 Pittwater	11.16m
6 Poyitt, James	11 Redeemer	10.60m
7 Hale, Joseph	11 St Lukes	10.54m
8 Mitchell, Michael	11 Orange	10.00m
9 Dunnett, Joshua	11 Orange	8.55m

Event 11 Boys 14 Long

Name	Year School	Finals
1 Willis, Jackson	8 Orange	5.51m
2 Marshall, Ryan	8 St Lukes	5.39m
3 Ratabua, Jerry	8 Avondale	5.35m
4 Harrold, Miles	8 Penrith	5.29m
5 Sperber, Jakob	8 Moriah College	5.05m
6 Brabrook, Sam	8 Calrossy	5.00m
7 Strickland, Isaiah	9 Wollemi	4.72m
8 Bricker, Max	8 Nowra	4.68m
9 Grenenger, Sebastian	7 Pittwater	4.57m
10 Sehgal, Aryan	9 Redeemer	4.27m

Event 12 Boys 16 Disc

Name	Year School	Finals
1 Harrold, Angus	10 Penrith	43.18m
2 Martin, Lachlan	11 Pittwater	33.60m
3 Sneddon, Jay	10 Macquarie Col	32.73m
4 Buda, Samuel	10 Macarthur	31.75m
5 Charlton, Jack	10 Northholm	28.23m
6 awaritefe, reuben	10 International FS	26.05m
7 Woodward, Michael	11 St Columba	23.64m
8 Leach, Tasman	10 Nowra	23.47m

9 Payne, Toby 10 Nowra 23.33m

Event 13 Boys 15 Long

Name	Year	School	Finals
1 James, Benjamin	10	St Philip's C	6.38m
2 Clarke, Mitchell	9	Calrossy	6.09m
3 Grayson, Julian	9	Sapphire Coast	5.93m
4 Thomson, Cooper	9	Nowra	5.47m
5 Seidel, Ethan	9	Wollondilly	5.29m
6 Mayer, Ryan	9	Moriah College	5.27m
7 Wilkinson, Greg	9	St Lukes	5.25m
8 Dumapit, Hugo	9	McDonald College	5.15m
9 Portelli, Marcus	8	Redeemer	5.14m
10 Kemplen, Mark	9	Hills Grammar	5.09m
11 Simmons, Nickolai	9	William Clarke C	4.98m
12 Nicolopoulos, Billy	9	St Euphemia	4.60m

Event 14 Girls 18-19 Jav

Name	Year	School	Finals
1 Fuller, Venus	12	Manning Valley	30.39m
2 Wade, Leah	12	Hunter Valley GS	25.53m
3 Diaz, Emily	12	International FS	22.13m
4 Forland, Tayla	12	Georges River	17.77m
5 Brooker, Jasmin	12	Macarthur	13.80m
6 Berra, Shalea	12	Rouse Hill	7.29m

Event 15 Boys 13 Disc

Name	Year	School	Finals
1 Archer, Blake	7	Hills Grammar	35.47m
2 Homan, Jarrod	7	Hunter Valley GS	31.77m
3 Smith, Aaron	7	William Clarke C	28.88m
4 Noakes, Thomas	7	Macarthur	25.80m
5 Clerke, Ryan	7	Scone	24.47m
6 Garth, Edward	7	Redeemer	24.28m
7 Nicholls, Lachlan	7	Penrith	21.92m
8 Smith, Oscar	7	Pittwater	19.84m
9 Hayes, Benjamin	8	International Gr	19.18m
10 Everingham, Joshua	7	Reddam House	18.05m

Event 16 Men 12-19 Long Multi Class

Name	Year	School	Finals	
1 De Rover Tf37, Vincent	10	St Lukes	3.98m	63.72%
2 Said T13, Benjamin	8	St Lukes	3.42m	54.28%
3 Georgalis T38, Christian	9	Thomas Hassall	2.57m	44.15%
4 Toumi-Cussinnet T35, Illy	9	Pittwater	1.60m	38.64%

Event 17 Girls 13 Disc

Name	Year	School	Finals
1 Bennett-Smith, Kirra	8	Wollondilly	28.09m
2 Prasad, Ryna	8	St Marks	25.87m

3 Charlton, Olviia	7 Northholm	25.30m
4 Morgan, Ella	8 Montgrove	23.99m
5 Davidson, Jessica	7 Calrossy	23.81m
6 Folpp, Kayla Maree	8 Bishop Tyrrell	21.57m
7 Dummett, Alanna	7 Sapphire Coast	17.42m
8 Bodey, Katherine	7 Illawarra	17.33m
9 Tsekouras, Silvie	7 All Saints	J17.33m
10 Hastie, Jena-Elle	7 Pittwater	16.44m
11 Rutstein, Danielle	8 Emanuel	16.20m
12 Shea, Cate	7 St Peters	14.28m

Event 18 Girls 14 Disc

Name	Year School	Finals
1 Peterson, Kate	8 William Clarke C	33.01m
2 Casey, Rebecca	8 Central Coast	32.65m
3 Brennan, Elise	9 International Gr	28.48m
4 Ostridge, Jasmine	8 Wollondilly	25.58m
5 Hinds, Tia	8 Reddam House	25.30m
6 Darby, Ellen	8 St Philips N	21.16m
7 Patrick, Abbey	8 Nowra	20.62m
8 Facchin, Alicia	8 Arndell	19.62m
9 Lockhart, Wren	9 Pittwater	17.99m
10 Hale, Caitlin	8 St Lukes	17.14m
11 Jones, Suzanne	8 Redeemer	16.48m
12 Zohre, Simge	8 Redeemer	13.71m

Event 19 Girls 16 Long

Name	Year School	Finals
1 Kranendonk, Bethany	11 Lakes Grammar	5.47m
2 Hicks, Caitlyn	11 William Clarke C	5.45m
3 Carroll, Brittany	10 Hunter Valley GS	5.08m
4 Tombs, Latika	10 Pittwater	4.52m
5 Eastway, Hannah	10 Pittwater	4.42m
6 Kermond, Emily	10 Georges River	4.41m
7 Reid, Amy	10 Hills Adv	4.28m
8 McEwan, Georgia	11 Shellharbour	4.23m
9 Chadrawy, Caitlin	11 Illawarra	4.05m
10 Halsey, Elizabeth	11 St Peters	4.02m
11 Burns, Andrea	10 Redeemer	3.87m
12 Alameddine, Jana	10 Australian AI P	3.57m

Event 20 Boys 13 Shot

Name	Year School	Finals
1 Leifi, Joshua	8 Wolleli	13.05m
2 Archer, Blake	7 Hills Grammar	12.26m
3 Homan, Jarrod	7 Hunter Valley GS	12.09m
4 Walker, Timothy	8 Manning Valley	10.67m
5 Prakash, Adithya	8 Redeemer	10.11m
6 Kennedy, Isaiah	8 Illawarra	10.00m
7 Moore, Joshua	7 Wollondilly	9.81m
8 Smith, Oscar	7 Pittwater	9.61m
9 Garth, Edward	7 Redeemer	9.59m
10 Heilig, Jett	7 Moriah College	9.54m
11 Rubinstein, Ryan	7 Reddam House	9.25m



8 Grayson, Julian	9 Sapphire Coast	J1.55m
9 Farmery, Andrew	9 International Gr	J1.55m
10 Flower, Lachlan	9 Hills Grammar	1.50m
10 Bolton, Anthony	9 Redeemer	1.50m
12 Mihas, Theo	9 All Saints	1.40m
-- Sgouros, Christian	9 St Euphemia	NH

Event 25 Women 12-19 Shot Multi Class

Name	Year School	Finals	
1 Charlton T54 / F57, Juli	11 Hills Grammar	4.68m	73.70%

Event 25 Men 12-19 Shot Multi Class

Name	Year School	Finals	
1 Toumi-Cussinnet T35, Illy	9 Pittwater	J4.36m	43.46%
2 Said T13, Benjamin	8 St Lukes	J5.51m	43.18%
3 Georgalis T38, Christian	9 Thomas Hassall	J5.19m	41.09%

Event 26 Girls 12 200 Meter

Name	Year School	Finals	H#
1 Monk, Montana Lily	7 Bishop Tyrrell	28.30	2
2 Cartisano, Kloe	7 Wollondilly	29.20	2
3 Melliush, Sarah	7 Broughton	29.67	2
4 Callaghan, Montana	7 St Columba	30.11	2
5 Williams, Georgia	7 Shellharbour	30.31	2
6 Harbury, Isobel	7 Newcastle GS	30.48	2
7 Meurant, Kate	7 Shellharbour	30.82	2
8 Senator, Yoella	7 Moriah College	30.99	2
9 Comber, Tiana	7 Penrith	31.32	2
10 Margolis, Mia	7 Moriah College	31.44	1
11 Stavrou, Georgia	7 All Saints	31.58	1
12 Khalil, Dimah	7 Amity	32.21	1
13 Jungherr, Lara	7 William Clarke C	32.42	1
14 Silove, Jade	7 Arden	32.83	1
15 West Kearney, Olivia	7 Arndell	33.19	1
16 Ofidis, Angelina	7 Redeemer	34.35	1

Event 27 Girls 13 200 Meter

Name	Year School	Finals	H#
1 Page, Emily	8 Rouse Hill	26.76	2
2 Budai, Iluka	7 Illawarra	26.79	2
3 Belunek, Mischa	7 International Gr	27.58	2
4 Dickson, Evita	7 St Lukes	27.63	2
5 Richardson, Jessica	7 St Philips N	28.24	2
6 Curtin, Samantha	7 Orange	28.31	1
7 Bennett-Smith, Kirra	8 Wollondilly	29.07	2
8 Messina, Georgia	7 Arndell	29.11	2
9 Regan, Jocelyn	7 Bishop Tyrrell	29.22	2
10 Palmer, Finella	7 Calrossy	29.83	2
11 Rowell, Emily	8 Pittwater	30.06	1
12 Rule, Charlie	7 Reddam House	30.25	1
13 Hayward, Grace	7 William Clarke C	30.27	1
14 Harrison, Lily	7 Shellharbour	30.94	1



15 Park, Esther	7 Redeemer	31.07	1
16 Scarratt, Ella	7 Shellharbour	31.25	1
17 Domine, Mia	7 St Euphemia	32.28	1

Event 28 Girls 14 200 Meter

Name	Year	School	Finals	H#
1 Klasen, Emma	8	Calrossy	25.78	2
2 Chauvet, Margaux	8	Illawarra	27.07	2
3 Stone, Hannah	8	Nowra	27.70	2
4 Patrick, Abbey	8	Nowra	27.84	2
5 Ciaglo, Corlette	9	William Clarke C	28.03	2
6 Martin, Claudia	8	Lakes Grammar	28.23	2
7 Howells, Olivia	8	Hunter Valley GS	28.52	2
8 Taylor, Sabine	9	International Gr	28.58	2
9 Martin, Tamsyn	9	Pittwater	28.80	2
10 Heiniger, Chloe	8	St Lukes	29.00	1
11 Van Heekeren, Mackensie	8	Broughton	29.32	1
12 Mannix, Phillipa	9	Orange	29.44	1
13 Awad, Kameko	9	McDonald College	30.74	1
14 Zammit, Mikalah	8	Redeemer	31.71	1
15 Chan, Felicity	9	Hills Grammar	31.97	1

Event 29 Girls 15 200 Meter

Name	Year	School	Finals	H#
1 Potter, Stephanie	9	International Gr	25.76	2
2 Fisher, Aimee	9	Hunter Valley GS	27.30	2
3 Ritch, Jessica	9	Moriah College	28.01	2
4 Mendelowitz, Amber	9	Moriah College	28.35	2
5 Kelly, Amber	9	Macquarie Col	28.36	2
6 Stacey, Jessica	9	Shellharbour	28.42	2
7 Bosschieter, Britney	9	St Columba	28.80	2
8 Stretton, Emma	9	Broughton	29.04	2
9 Jones, Charlotte	9	Broughton	29.23	1
10 Lee, Janaya	9	Arndell	29.29	1
11 Walton, Talie	10	Penrith	30.25	1
12 VougDT, Athina	9	Reddam House	30.31	2
13 Keen, Ashlye	9	Hills Grammar	30.58	1
14 Ives, Eleni	9	St Peters	31.44	1
15 Stratikopoulos, Mary	10	St Euphemia	32.27	1
16 Zammit, Carla	9	Redeemer	32.56	1

Event 30 Girls 16 200 Meter

Name	Year	School	Finals	H#
1 Hicks, Caitlyn	11	William Clarke C	26.12	2
2 DeJAGER, Bernice	10	Macquarie Col	26.91	2
3 Cooper, Jacinta	10	Calrossy	27.97	2
4 Mills, Olivia	10	St Lukes	28.00	2
5 McEwan, Georgia	11	Shellharbour	28.12	2
6 Lamb, Kaylah	11	Penrith	28.30	2
7 Reynolds, Olivia	10	Georges River	28.39	1
8 Pluss, Jacinta	10	McDonald College	29.81	1
9 Morrissey, Hannah	11	Hills Grammar	30.33	1
10 Burns, Andrea	10	Redeemer	30.54	1
11 Garrett, Jessica	10	International FS	30.57	1

12 McMullen, Miranda	10 Rouse Hill	31.57	1
13 Saleh, Claudia	10 Al Sadiq	33.64	1

Event 31 Girls 17 200 Meter

Name	Year School	Finals	H#
1 Carroll, Bronte	11 St Philip's G	26.40	2
2 Perich, Laura	11 Macarthur	26.92	2
3 Harper, Zoe	12 Scone	27.12	2
4 Williams, Taylor	11 Georges River	27.37	2
5 Wysman, Zara	11 St Lukes	27.99	2
6 Matheson, Brooke	11 Arden	29.43	2
7 Ikuo, Elvice	9 Redeemer	29.44	1
8 Bromage, Chloe	11 Arndell	30.07	1
9 Jones, Gabrielle	11 Redeemer	30.43	1
10 Ho, Athena	11 Pal	32.93	1
11 Saran, Emily	11 Orange	35.98	1

Event 32 Girls 18+ 200 Meter

Name	Year School	Finals
1 McEwan, Olivia-Rose	12 Shellharbour	27.54
2 Flack, Laura	12 Newcastle GS	29.26
3 Makko, Chloe	12 Thomas Hassall	29.80
4 Smith, Kaitlyn	12 Rouse Hill	31.14
5 Diaz, Emily	12 International FS	31.52
6 Lamboa, Patricia	12 Redeemer	31.54

Event 33 Girls 12-19 200 Meter Multi Class

Name	Year School	Finals	
1 Charlton T54 / F57, Juli	11 Hills Grammar	43.52	70.57%

Event 34 Girls 12 Jav

Name	Year School	Finals
1 Ryan, Jorja-Kate	7 Penrith	18.44m
2 Gow, Kiera	7 William Clarke C	18.08m
3 Boonstra, Sydney	7 Central Coast	15.64m
4 Banks, Georgia	7 St Lukes	14.49m
5 Hamaty, Georgia	7 Nowra	14.35m
6 Wilson, Phoebe	7 Calrossy	12.78m
7 Sydenham, Karissa	7 St Peters	12.31m
8 Mantsos, Pamela	7 All Saints	11.25m
9 Kladis, Rafaella	7 St Euphemia	10.72m
10 Mekhici-Benabbad, Amina	7 Australian AI P	6.00m
-- Thomas, Sarah	7 Arden	FOUL

Event 35 Boys 12 Jav

Name	Year School	Finals
1 Goodwin, Callum	7 Scone	28.03m
2 Arellano Butcher, Jie	7 Avondale	21.42m
3 Harrold, Hugh	7 Penrith	17.32m
4 Slaytor, Kane	7 Nowra	15.90m

5 Liney, Euan	7 Arden	15.67m
6 Xuereb, Alexander	7 Penrith	15.61m
7 Zekanovic, Radovan	7 St Marks	15.33m
8 Sikma, Luke	7 Arndell	14.71m
9 Haddad, Zakariya	7 Australian AI P	13.43m
10 Vourtsanis, James	7 St Euphemia	12.19m

Event 36 Boys 12 200 Meter

Name	Year School	Finals	H#
1 Barnes, Jackson	7 Lakes Grammar	27.64	2
2 Hill, Andrew	7 Arden	27.95	2
3 Harrold, Hugh	7 Penrith	28.22	2
4 Kbaili, Jaffar	7 Al Sadiq	28.71	2
5 Thillairajah, Valluvan	7 William Clarke C	28.94	2
6 D'Mello, Joshua	7 Macarthur	29.05	1
7 Zappia, Gabriel	7 Rouse Hill	29.12	2
8 Dejkovski, James	7 Shellharbour	29.68	1
9 Phipps, Joshua	7 Pittwater	29.69	1
10 McNamara, Harrison	7 St Philip's C	30.05	1
11 Tawk, Anthony	7 St Marouns	30.71	1
12 Lewis, Jesse	7 Moriah College	30.86	1
13 Ha, Johnson	7 St Marouns	30.92	1

Event 37 Boys 13 200 Meter

Name	Year School	Finals	H#
1 Saxby, Riley	7 St Philip's C	25.32	2
2 Simpson, Mathew	8 Wollondilly	25.34	2
3 Clarke, Zachary	7 Calrossy	25.91	2
4 Hurley, Ashton	7 International FS	26.50	2
5 Josevski, Nicholas	8 William Clarke C	26.60	2
6 Healey, James	7 Illawarra	26.81	1
7 Tran, Dylan	8 Hills Grammar	26.86	1
8 Chesher, Luke	7 Hunter Valley GS	26.99	2
9 Loo, Zavier	7 Hills Grammar	27.19	2
10 Noakes, Thomas	7 Macarthur	27.55	1
11 Huie, Alexander	8 International Gr	27.66	1
12 Yuan, Galen	8 Redeemer	28.40	1
13 Sanders, Joshua (Josh)	7 Nowra	28.45	1
14 Nicolopoulos, Anton	8 St Euphemia	28.73	2
15 Esposito, Andrea	7 Reddam House	29.17	1
16 Moran, Jordan	7 Shellharbour	29.64	1

Event 38 Boys 14 200 Meter

Name	Year School	Finals	H#
1 Grant, Riley	8 Central Coast	24.08	2
2 Corns, Bohdine	9 Wollondilly	24.54	2
3 Willis, Jackson	8 Orange	24.82	1
4 Belz, Leonardo	9 McDonald College	24.92	2
5 Thompson, Colin	9 International FS	25.15	1
6 Ratabua, Jerry	8 Avondale	25.24	2
7 Spindler, Alex	8 International FS	25.37	1
8 Sanday, Corey	8 Lakes Grammar	25.61	2
9 de Grut, Aylett	9 Arden	25.67	2
10 Elchami, Mahdi	9 Unity Gramma	25.80	2

11	Brice, Matthew	9	William Clarke C	25.98	2
12	Linder, Will	8	Arndell	26.09	2
13	Peggie, Thomas	8	St Lukes	26.12	1
14	Papadopoulos, Nikolas	8	St Euphemia	26.14	1
15	Sehgal, Aryan	9	Redeemer	26.31	1
16	Harrold, Miles	8	Penrith	26.36	1

Event 39 Boys 15 200 Meter

Name	Year	School	Finals	H#	
1	Clarke, Mitchell	9	Calrossy	23.48	2
2	Reading, Mitchell	10	Calrossy	23.59	2
3	Sharwood, Isaac	9	International Gr	23.87	2
4	Vlatko, Anthony	9	International Gr	24.18	2
5	Henderson, Connor	9	Newcastle GS	24.69	2
6	Licastro, Marcus	9	Georges River	24.70	1
7	Parker, Jonathan	10	Pittwater	24.72	1
8	Alasadi, Mohamad	9	Belfield	25.18	1
9	Boyle, Regan	9	Wollondilly	25.32	1
10	Maranthou, Nicholas	10	Broughton	25.39	1
11	Portelli, Marcus	8	Redeemer	25.54	1
12	Eagle, Rourke	10	Shellharbour	25.57	1
13	Dobson, Thomas (Tom)	9	Rouse Hill	25.74	2
14	Nicolopoulos, Billy	9	St Euphemia	25.81	2

Event 40 Boys 16 200 Meter

Name	Year	School	Finals	H#	
1	Tegel, Ethan	10	Hills Grammar	22.97	2
2	Paddison, Tyrone	11	International FS	23.49	2
3	Mizzi, Damien	10	Wollemi	23.51	2
4	Fitzgibbon-Solis, James	9	Broughton	24.19	2
5	Harrold, Angus	10	Penrith	24.38	1
6	Sibanda, Bradley	11	International FS	24.58	2
7	Potter, Louis	10	William Clarke C	24.69	1
8	Buckhurst, Darcy	10	Hunter Valley GS	24.70	2
9	McCauley, Joseph	10	St Lukes	25.02	1
10	Woodward, Michael	11	St Columba	25.30	2
11	Savaiko, Junior	9	Redeemer	25.32	1
12	Kudaya-More, Ed	11	Redeemer	25.57	1
13	Stewardson, Jayden	10	Bishop Tyrrell	25.65	2
14	Dixon, Jack	10	Orange	27.97	1

Event 41 Boys 17 200 Meter

Name	Year	School	Finals	H#	
1	Ward, Ethan	11	Georges River	22.75	2
2	Barret, Ethan	11	International FS	23.42	2
3	Maxwell, Jesse	11	St Philips N	23.46	2
4	Kelly, Liam	11	Hunter Valley GS	23.67	2
5	Quinn, Liam	12	Arden	23.76	2
6	Mackey, Chad	11	Avondale	24.26	2
7	Brown, William	12	Broughton	24.50	1
8	Wahl, Gabriel	12	International Gr	24.82	1
9	Furfaro, Rocco	11	Penrith	24.90	1
10	Nissan, Alex	11	Redeemer	24.94	1
11	Bolton, Lachlan	11	Redeemer	25.07	1



12 Hamilton Shailer, Peter	11 McDonald College	25.44	1
13 Goldman, Luke	11 Nowra	25.77	1
14 Mitchell, Michael	11 Orange	28.43	1

Event 42 Boys 18+ 200 Meter

Name	Year School	Finals	H#
1 Cant, Jackson	12 Hunter Valley GS	23.93	2
2 Tumai, Caleb	12 Redeemer	24.11	2
3 Williams, Zac	12 Georges River	24.58	2
4 Lamboa, Chris	11 Redeemer	25.24	2
5 Rossey, Patrick	12 St Lukes	26.15	2
6 Cendana, Nathan	12 Wollemi	26.35	2
7 Gosling, Jackson	12 Newcastle GS	26.64	2

Event 43 Boys 12-19 200 Meter Multi Class

Name	Year School	Finals	
1 De Rover Tf37, Vincent	10 St Lukes	32.26	82.21%
2 Toumi-Cussinnet T35, Illy	9 Pittwater	J45.23	75.35%
3 Said T13, Benjamin	8 St Lukes	J34.93	69.25%
4 Georgalis T38, Christian	9 Thomas Hassall	J35.02	68.53%

Event 44 Girls 17-19 Triple

Name	Year School	Finals
1 Fountas, Jasmine	11 Reddam House	11.11m
2 Williams, Taylor	11 Georges River	10.52m
3 Harper, Zoe	12 Scone	10.14m
4 Brady, Monique	11 Broughton	10.09m
5 Flack, Laura	12 Newcastle GS	9.22m

Event 45 Girls 13 Shot

Name	Year School	Finals
1 Bennett-Smith, Kirra	8 Wollondilly	10.12m
2 Kennedy, Chloe	8 Rouse Hill	10.10m
3 Morgan, Ella	8 Montgrove	9.77m
4 Davidson, Jessica	7 Calrossy	9.12m
5 Folpp, Kayla Maree	8 Bishop Tyrrell	8.88m
6 Prasad, Ryna	8 St Marks	8.38m
7 Poyitt, Evelyn	7 Redeemer	8.05m
8 Scarratt, Ella	7 Shellharbour	7.64m
9 Webster, Isabella	7 Australian AI P	6.84m
10 Mahoney, Ginger	8 Pittwater	6.83m
11 Bax, Ashleigh	7 International FS	6.61m
12 Gailey, Imogen	7 Orange	6.59m
13 Shea, Cate	7 St Peters	6.55m
14 Bines, Eloise	8 Broughton	6.41m

Event 46 Girls 14 Long

Name	Year School	Finals
1 Stone, Hannah	8 Nowra	4.96m
2 Hedley, Sophie	8 Calrossy	4.90m

3 McRae, Monica	7 Montgrove	4.73m
4 Klasen, Emma	8 Calrossy	4.70m
5 Patrick, Abbey	8 Nowra	4.67m
6 Puri, Kala	8 Penrith	4.63m
7 Martin, Tamsyn	9 Pittwater	4.60m
8 Taylor, Sabine	9 International Gr	4.53m
9 Garton, Annalyse	8 Arndell	4.39m

Event 47 Girls 16 Jav

Name	Year School	Finals
1 Kliousis, Sabrina	11 Newcastle GS	34.43m
2 Hicks, Caitlyn	11 William Clarke C	30.05m
3 Paterson, Kye (Bree)	10 Shellharbour	23.91m
4 Nelson, Maddie	10 Northholm	22.57m
5 Garrett, Jessica	10 International FS	20.25m
6 Saponja, Julijana	10 Illawarra	19.72m
7 Petrick, Telisha	9 Redeemer	19.41m
-- Mulligan, Sophie	10 Orange	FOUL

Event 48 Boys 18-19 Disc

Name	Year School	Finals
1 Ledger, Richard	12 St Lukes	34.71m
2 Maua, Jaylen	12 Central Coast	28.03m
3 Liney, Hamish	12 Arden	26.87m
4 Naividi, Ratumeli	12 Central Coast	25.72m
5 Alsalami, Ibrahim	12 Pal	22.75m
6 Pirotta, James	12 Wolleli	20.03m

Event 49 Girls 12 800 Meter

Name	Year School	Finals
1 Monk, Montana Lily	7 Bishop Tyrrell	2:22.56
2 Cefai, Samantha	7 Wollondilly	2:43.46
3 Groves, Emily	7 Macarthur	2:43.92
4 Thomas, Elizabeth	7 Lakes Grammar	2:45.54
5 Wallace, Lucy	7 Hills Grammar	2:50.80
6 Senator, Yoella	7 Moriah College	2:56.78
7 Comber, Tiana	7 Penrith	3:00.85
8 Meurant, Kate	7 Shellharbour	3:02.32
9 Silove, Jade	7 Arden	3:02.88
10 Fortunaso-Klocker, Emily	7 Hunter Valley GS	3:02.90
11 Williams, Georgia	7 Shellharbour	3:03.45
12 Griffith, Indianna	7 Pittwater	3:04.52
13 Siganos, Taraiza	7 Masada	3:07.73
14 Millar, Annie	7 International Gr	3:12.82
15 Hariri, Dana	7 Belfield	3:19.33
16 Reskakis, Katerina	7 St Euphemia	3:23.16

Event 50 Girls 13 800 Meter

Name	Year School	Finals
1 Fayers, Cassandra	7 St Philips N	2:23.40
2 Ward, Lauren	7 Macarthur	2:31.54
3 Cotton, Emma	7 St Philip's PS	2:35.22

4 Mitchell, Tia	7 Pittwater	2:40.69
5 Harrison, Lily	7 Shellharbour	2:41.43
6 Berry, Gracie	7 Reddam House	2:43.29
7 Lindeman, Matilda	7 St Columba	2:44.13
8 Dabbagh, Aysha	7 Georges River	2:44.23
9 Mitchell, Sophie	7 Pittwater	2:45.35
10 McFarlane, Mia	7 International FS	2:51.34
11 Pascoe, Chelsea	7 Nowra	2:57.22
12 Curtin, Samantha	7 Orange	2:58.14
13 Hogan, Lara	7 William Clarke C	3:01.97
14 Kemp, Jessie	7 Georges River	3:05.65
15 Bloomfield, Likara	7 Redeemer	3:27.43
16 Mannasz, Maxine	7 Arden	3:31.86

Event 51 Girls 14 800 Meter

Name	Year School	Finals
1 Henderson, Catriona	8 St Lukes	2:28.91
2 Murray, Bella	8 Hunter Valley GS	2:34.17
3 Heiniger, Chloe	8 St Lukes	2:37.12
4 Dunkin, Isabella	9 Pittwater	2:42.91
5 McShane-Cale, Summer	9 Central Coast	2:44.02
6 Jarvis, Sophie	8 William Clarke C	2:44.90
7 Jones, Hannah	8 St Columba	2:48.56
8 Arnold, Madeline	8 Hills Adv	2:49.70
9 ST John, Tiarne	9 Broughton	2:51.68
10 Smith, Geordie	9 Pittwater	3:00.75
11 Goodridge, Gabriella	8 Emanuel	3:04.53
12 Broad, Kimberley	8 St Peters	3:06.90
13 Egan, Kate	9 Arden	3:08.33
14 Hughes, Panialeise	8 Redeemer	3:14.70
15 Louskos, Catherine	8 St Euphemia	3:14.73

Event 52 Girls 15 800 Meter

Name	Year School	Finals
1 Dearie, Cheyenne	9 International FS	2:34.53
2 Bosschieter, Britney	9 St Columba	2:42.57
3 Soin, Nanki	9 St Lukes	2:45.68
4 Rollason, Alexandra	9 Wollondilly	2:47.20
5 Glanville, Olivia	9 Lakes Grammar	2:48.61
6 Soin, Jasmine	9 St Lukes	2:54.19
7 Allam, Hanin	9 Malek Fayd	2:54.23
8 Clifton, Isabella	10 International Gr	3:04.22
9 Ives, Eleni	9 St Peters	3:05.93
10 Sapsford, Kaitlyn	9 Arden	3:10.81
11 Lewis-Minogue, Georgia	9 Orange	3:14.58
12 Hughes, Pariselle	9 Redeemer	3:25.54

Event 53 Girls 16 800 Meter

Name	Year School	Finals
1 Tapp, Sharna	10 Calrossy	2:31.68
2 Steele, Sianna	11 Penrith	2:35.92
3 Lawrence, Rachel	11 William Clarke C	2:43.99
4 Spencer, Caitlin	10 Newcastle GS	2:46.32
5 Mills, Olivia	10 St Lukes	2:48.65

6 Riley, Grace	10 Bishop Tyrrell	2:48.71
7 Konijn, Zali	10 St Lukes	2:55.76
8 Halsey, Elizabeth	11 St Peters	2:56.68
9 Smith, Sophie	10 Rouse Hill	2:57.77
10 Burns, Andrea	10 Redeemer	3:09.86

Event 54 Girls 17 800 Meter

Name	Year School	Finals
1 O'Keeffe, Phoebe	12 Newcastle GS	2:36.52
2 O'Brien, Kristina	12 Hunter Valley GS	2:39.55
3 Mullaney, Natasha	11 Illawarra	2:44.43
4 Altona, Shirelle	11 Central Coast	2:44.57
5 Ward, Cate	11 Macarthur	2:49.94
6 Alexander, Sarah	11 Macarthur	2:51.34
7 Sainty, Madeline	11 Arndell	3:03.97
8 Ho, Athena	11 Pal	3:19.93

Event 55 Girls 18+ 800 Meter

Name	Year School	Finals
1 Flack, Laura	12 Newcastle GS	2:36.21
2 Dummett, Olivia	12 Sapphire Coast	2:39.06
3 Pridmore, Erin	12 William Clarke C	2:57.18
4 Swanson Manuel, Roxana	12 International FS	3:02.20
5 Todhunter, Isabelle	12 Newcastle GS	3:04.45
6 Lamboa, Patricia	12 Redeemer	3:05.59
7 Bywater, Emma	12 Macarthur	3:22.19

Event 56 Boys 12 Long

Name	Year School	Finals
1 Barnes, Jackson	7 Lakes Grammar	4.74m
2 D'Mello, Joshua	7 Macarthur	4.59m
3 Sikma, Luke	7 Arndell	4.55m
4 Laws, Jarod	7 Rouse Hill	4.42m
5 Kent, Jack	7 Hunter Valley GS	4.38m
6 Phipps, Joshua	7 Pittwater	4.33m
7 Chatterton, Liam	7 International Gr	4.32m
8 Harrold, Hugh	7 Penrith	4.28m
9 Nouredine, Omar	7 Unity Gramma	3.99m
10 Ball, Isaac	7 Nowra	3.59m
11 Maxted, Thomas	7 Nowra	3.36m
12 Zekanovic, Radovan	7 St Marks	3.35m

Event 57 Boys 13 High

Name	Year School	Finals
1 Harriman, Brett	7 Wollondilly	1.63m
2 Bennett, Liam	7 Avondale	1.60m
3 Saxby, Riley	7 St Philip's C	1.50m
4 Archer, Blake	7 Hills Grammar	J1.50m
4 Loo, Zavier	7 Hills Grammar	J1.50m
6 Hayes, Benjamin	8 International Gr	1.45m
7 Priest, Matthew	7 St Lukes	J1.45m
8 Elmekhallalati, Youssef	7 Unity Gramma	1.40m



9 Huard, Toby	7 Nowra	J1.40m
10 Lees, Alexander	7 Nowra	J1.40m
11 Tjhin, Ethan	7 Redeemer	1.35m
11 Holmes, Colm	7 Pittwater	1.35m

Event 58 Boys 14 Disc

Name	Year School	Finals
1 Bignall, Nicholas	8 Lakes Grammar	41.88m
2 Pavy, Zac	8 Orange	38.18m
3 Marshall, Ryan	8 St Lukes	33.06m
4 Vaqewa, Joshua	8 Avondale	32.91m
5 Harrold, Miles	8 Penrith	30.78m
6 Fairhead, Jaiden	8 Reddam House	28.44m
7 Brice, Matthew	9 William Clarke C	26.58m
8 Cook, Benjamin	8 Pittwater	26.08m
9 Williams, Bruno	8 International Gr	25.30m
10 Havenga, Deniel	8 Hills Adv	21.76m
11 Patel, Jineel	9 St Marks	17.94m
-- Matsikas, Christos	8 St Euphemia	FOUL

Event 59 Boys 15 Jav

Name	Year School	Finals
1 James, Benjamin	10 St Philip's C	35.38m
2 Nelson, Timothy	9 Wollondilly	33.17m
3 Beck, Oscar	9 Emanuel	32.64m
4 McKechnie, Benjamin	9 Lakes Grammar	32.16m
5 Wright, Archie	9 St Lukes	29.54m
6 Mills, Lachlan	9 Pittwater	28.95m
7 Bolton, Anthony	9 Redeemer	27.52m
8 Grayson, Julian	9 Sapphire Coast	26.87m
9 Finn, Patrick	9 Arndell	26.51m
10 Nicholls, Lachlan	9 St Peters	26.50m
11 Hardge, Kai	9 Glenaeon	21.36m

Event 60 Boys 16 Shot

Name	Year School	Finals
1 Martin, Patrick	10 William Clarke C	10.95m
2 Dennison, Finlay	10 Pittwater	10.82m
3 Harrold, Angus	10 Penrith	10.47m
4 Camenzuli, Zane	11 Penrith	10.40m
5 Savaiko, Junior	9 Redeemer	10.32m
6 Martin, Lachlan	11 Pittwater	J10.32m
7 Sneddon, Jay	10 Macquarie Col	10.10m
8 Pritchard, Cody	10 St Philip's C	9.91m
9 Moraitis, David	11 Arden	9.54m

Event 61 Boys 17 High

Name	Year School	Finals
1 Samuels, Zachary	11 Arden	1.80m
2 Hale, Joseph	11 St Lukes	1.75m
3 Edwards, Emmanuel	11 Georges River	1.70m
4 Poyitt, James	11 Redeemer	1.65m

5 Blakely, Jeremy	11 Calrossy	J1.65m
6 Simshauser, Tyler	12 Calrossy	1.60m
7 Bolton, Lachlan	11 Redeemer	1.50m

Event 62 Boys 18-19 Long

Name	Year School	Finals
1 Hunt, Alex	12 Bishop Tyrrell	5.48m
2 Gillion, Ethan	12 Broughton	5.44m
3 Tumai, Caleb	12 Redeemer	5.35m
4 Lawrence, Nicholas	12 Arden	5.17m
5 Cendana, Nathan	12 Wollemi	5.07m
6 Lamboa, Chris	11 Redeemer	4.71m

Event 63 Boys 12 800 Meter

Name	Year School	Finals
1 Gordon, Rafael	7 St Lukes	2:23.66
2 Harrold, Hugh	7 Penrith	2:29.03
3 Turner, Bryce Mark Derek	7 St Columba	2:34.55
4 Macted, Thomas	7 Nowra	2:37.90
5 Limon, Jarrah	7 St Peters	2:39.51
6 Sikma, Luke	7 Arndell	2:42.05
7 Tawk, Anthony	7 St Marouns	2:50.05
8 Varga, Ethan	7 William Clarke C	2:52.66
9 Germane, Charlie	7 Moriah College	2:55.85
10 Wright, Kaidyn	7 International Gr	2:57.83
11 Griscti, Hugo	7 International Gr	3:04.63
12 Liney, Euan	7 Arden	3:05.68
13 Ha, Johnson	7 St Marouns	3:06.20

Event 64 Boys 13 800 Meter

Name	Year School	Finals
1 Last, Corey	7 Reddam House	2:23.78
2 Mills, Jack Alexander My	7 St Columba	2:25.52
3 Noakes, Thomas	7 Macarthur	2:27.01
4 Clarke, Zachary	7 Calrossy	2:28.38
5 Goehring, Keanu	7 St Lukes	2:31.50
6 Beale, Jeremy	7 Lakes Grammar	2:33.39
7 Hinton, Nathan	8 Arndell	2:35.50
8 Unwin, Jarod	8 Christadelphian	2:35.60
9 Chappell, Nicholas	7 William Clarke C	2:38.04
10 Neich, Jack	7 Wollondilly	2:38.33
11 Tjhin, Ethan	7 Redeemer	2:38.72
12 Prakash, Adithya	8 Redeemer	2:39.22
13 Smith, Lachlan	7 St Peters	2:39.46
14 Wells, Mason	7 International FS	2:39.55
15 Romankin, Nikita	7 Shellharbour	2:48.82
16 Hayes, Benjamin	8 International Gr	2:51.54
17 Johnson, Christian	7 Hills Grammar	2:57.16
18 Jnaidy, Ali	7 Al Sadiq	3:01.92

Event 65 Boys 14 800 Meter

Name	Year School	Finals
------	-------------	--------

1	Van Dyk, Byron	8 St Peters	2:14.74
2	Willis, Jackson	8 Orange	2:15.52
3	Grant, Riley	8 Central Coast	2:16.09
4	Brice, Matthew	9 William Clarke C	2:16.64
5	Senator, Asher	8 Moriah College	2:19.55
6	Richardson, George	8 Pittwater	2:19.83
7	McLaren, Finley	9 Illawarra	2:24.13
8	Lowe, Bayley	9 International FS	2:25.22
9	Doubikin, Ty	8 Avondale	2:26.56
10	Fisher, Angus	8 St Lukes	2:26.71
11	Morphew-Watson, Zayne	9 St Philip's PS	2:26.97
12	Howe, Alexander	8 Korowal	2:29.49
13	Homann, Joshua	8 Arndell	2:30.83
14	Cowen, Fynn	8 Shellharbour	2:43.82
15	Elassad, Youssef	8 St Marouns	2:46.01

Event 66 Boys 15 800 Meter

Name	Year	School	Finals
1	Vlatko, Anthony	9 International Gr	2:07.53
2	Manente, Luca	9 William Clarke C	2:11.02
3	Nicholson, Edwin	10 Hunter Valley GS	2:11.28
4	Buckham, Jesse	10 Nowra	2:11.59
5	McTackett, Isaac	9 St Philips N	2:12.25
6	Freeman, Corey	9 Georges River	2:18.41
7	Stacey, William	8 Arden	2:19.65
8	Ress, Jonny	9 Reddam House	2:20.59
9	Baxter, Travis	9 Wollondilly	2:20.96
10	Bolton, Anthony	9 Redeemer	2:23.06
11	Kapr, Martin	9 St Lukes	2:23.45
12	Lane, Kynan	9 Orange	2:25.08
13	Taub, Yaron	9 Moriah College	2:25.61
14	Patterson, Joshua	8 Penrith	2:25.95
15	Mills, Lachlan	9 Pittwater	2:26.98
16	Bultitude, Harrison	10 Hills Grammar	2:28.91
17	Edward, James	9 St Marks	2:38.31

Event 67 Boys 16 800 Meter

Name	Year	School	Finals
1	Mihellis, Terry	10 St Philip's G	2:05.62
2	Dunlop, Reiley	10 Pittwater	2:10.18
3	Buckhurst, Darcy	10 Hunter Valley GS	2:12.60
4	Gosling, Stuart	10 William Clarke C	2:12.94
5	Gray, Jackson	11 Broughton	2:15.82
6	Bowman, Oliver	10 St Lukes	2:16.13
7	Gard, Riley	10 William Clarke C	2:16.84
8	Wingate, Aiden	10 Illawarra	2:23.29
9	Mizzi, Damien	10 Wollemi	2:26.50
10	Eagleton, Joshua	11 Shellharbour	2:28.18
11	Weare, Connor	10 Shellharbour	2:29.51
12	Jovanovic, Aleksander	10 St Marks	2:33.16
13	Stanly, Harris	10 St Marks	2:39.05
14	Caisley, Matthew	11 International FS	2:42.31

Event 68 Boys 17 800 Meter

Name	Year	School	Finals
------	------	--------	--------



1	Polinsky, Liam	11	Penrith	2:08.77
2	Glover, Jordon	11	Northholm	2:09.84
3	Taranto, Harrison	11	Illawarra	2:10.96
4	Magotti, Eraga	11	Hills Grammar	2:12.17
5	Goldman, Luke	11	Nowra	2:14.56
6	Hobson, Tyler	11	Avondale	2:15.19
7	Herger, Eric	11	Georges River	2:18.19
8	Stensness, Gianni	11	Pittwater	2:20.04
9	Johnson, Zak	11	International FS	2:24.26
10	Bailey, Callum	11	Redeemer	2:26.57
11	Bolton, Lachlan	11	Redeemer	2:35.21

Event 69 Boys 18-19 800 Meter

Name	Year	School	Finals	
1	Lott, Stephen	12	St Philips N	2:04.76
2	Matthes, Dylan	12	Avondale	2:11.16
3	Woods, Myles	12	Hills Adv	2:14.45
4	Ramage, Andrew	12	Wollondilly	2:16.23
5	Cockayne, Brodie	12	St Peters	2:17.58
6	Poyitt, Martyn	12	Redeemer	2:26.07
7	Mcintosh, James	12	Avondale	2:36.82
8	Tumai, Caleb	12	Redeemer	2:44.61

Event 70 Women 12-19 800 Meter Multi Class

Name	Year	School	Finals		
1	Charlton T54 / F57, Juli	11	Hills Grammar	3:22.79	57.74%

Event 70 Men 12-19 800 Meter Multi Class

Name	Year	School	Finals		
1	Said T13, Benjamin	8	St Lukes	2:58.10	74.72%
2	De Rover Tf37, Vincent	10	St Lukes	3:25.55	65.39%

Event 71 Girls 12 Shot

Name	Year	School	Finals	
1	Lauano, Praise	7	Thomas Hassall	8.91m
2	Meurant, Kate	7	Shellharbour	8.01m
3	Osmany, Aqeelah	7	Amity	6.86m
4	Callaghan, Montana	7	St Columba	6.75m
5	West Kearney, Olivia	7	Arndell	6.71m
6	Crossling, Emma	7	Hills Grammar	6.49m
7	Linzer, Danielle	7	St Philip's PS	6.42m
8	Hughes, Ivy	7	Shellharbour	6.30m
9	Black, Emma	7	Illawarra	6.23m
10	Fordham, Mollie	7	Pittwater	5.82m
11	Theodorou, Cassandra	7	International Gr	5.65m
12	Kladis, Rafaella	7	St Euphemia	5.61m

Event 72 Girls 14 Shot

Name	Year	School	Finals
------	------	--------	--------

1 Peterson, Kate	8 William Clarke C	10.35m
2 Brennan, Elise	9 International Gr	10.09m
3 Mayled, Deanna	9 Hunter Valley GS	9.63m
4 Casey, Rebecca	8 Central Coast	9.47m
5 Facchin, Alicia	8 Arndell	9.22m
6 Lockhart, Wren	9 Pittwater	7.72m
7 Zammit, Mikalah	8 Redeemer	7.12m
8 Jones, Suzanne	8 Redeemer	6.84m

Event 73 Girls 15 Long

Name	Year School	Finals
1 Fisher, Aimee	9 Hunter Valley GS	4.86m
2 Creber, Elodie	9 Macarthur	4.60m
3 Potter, Stephanie	9 International Gr	4.59m
4 Jackson, Nakita	10 Macquarie Col	4.57m
5 Leechman, Hannah	10 Arndell	4.27m
6 Zammit, Carla	9 Redeemer	4.25m
7 Hraichie, Aesha	9 Malek Fayd	4.24m
8 Bourne, Hannah	9 Pittwater	4.18m
9 Gow, Tiajana	9 William Clarke C	4.17m
10 Stacey, Jessica	9 Shellharbour	4.11m
11 Vournazos, Christina	9 All Saints	3.92m
12 Brown, Sophie	9 St Peters	3.64m

Event 74 Girls 16 Disc

Name	Year School	Finals
1 Kermond, Emily	10 Georges River	28.63m
2 Hicks, Caitlyn	11 William Clarke C	28.38m
3 Kliousis, Sabrina	11 Newcastle GS	25.73m
4 Paterson, Kye (Bree)	10 Shellharbour	25.18m
5 McEwan, Georgia	11 Shellharbour	21.40m
6 Burns, Andrea	10 Redeemer	19.05m
7 Poyitt, Mary-Anne	10 Redeemer	18.59m
8 Porteus, Corryn	10 St Philip's C	18.54m
9 Fordy, Isabella	10 Pittwater	17.70m
10 Thom, Claire	10 International Gr	17.30m
11 El Jendi, Mariam	10 Australian AI P	15.14m
12 Mulligan, Sophie	10 Orange	12.77m

Event 75 Girls 17 Jav

Name	Year School	Finals
1 Herger, Rachael	11 Georges River	36.78m
2 Ikuo, Elvice	9 Redeemer	28.18m
3 Jones, Gabrielle	11 Redeemer	27.64m
4 Falkenmire, Eliza	11 Calrossy	25.21m
5 Meier-Kapavale, Marie-Lu	11 Wollondilly	23.36m
6 Suessmeier, Amy	11 St Philip's C	19.48m
7 Mastronardi, Alexis	11 Orange	17.54m
8 Matheson, Brooke	11 Arden	17.45m
9 McLean, Nicola	11 Orange	15.51m
10 Pulham, Georgie	12 International Gr	13.55m
11 Hawat, Yasmine	11 Australian AI P	12.59m

Event 76 Girls 18-19 High

Name	Year School	Finals
1 Diaz, Emily	12 International FS	1.51m
2 Flack, Laura	12 Newcastle GS	1.48m
3 Rochefort, Tahlia	12 Wollondilly	1.28m

Event 77 Boys 17 Long

Name	Year School	Finals
1 Lefmann, Flynn	11 Hunter Valley GS	6.23m
2 Hale, Joseph	11 St Lukes	5.84m
3 Kendall, Hayden	12 Lakes Grammar	5.80m
4 Hamilton Shailer, Peter	11 McDonald College	5.38m
5 Poyitt, James	11 Redeemer	5.27m
6 Mitchell, Michael	11 Orange	4.80m
7 Dunnett, Joshua	11 Orange	4.28m

Event 78 Boys 12 Disc

Name	Year School	Finals
1 Harrold, Hugh	7 Penrith	28.02m
2 Owen, Zaine	7 Rouse Hill	21.51m
3 Goodwin, Callum	7 Scone	20.99m
4 Hill, Andrew	7 Arden	18.08m
5 Ryan, Bert	7 Heritage N	17.02m
6 Abdullar, Adam	7 Australian AI P	16.67m
7 Levy Hardy, Ben	7 Moriah College	16.05m
8 Wright, Kaidyn	7 International Gr	15.90m
9 Munda, Jarrod	7 Wollondilly	15.76m
-- Limon, Jarrah	7 St Peters	FOUL
-- Vourtsanis, James	7 St Euphemia	FOUL

Event 79 Girls 13 Jav

Name	Year School	Finals
1 Bennett-Smith, Kirra	8 Wollondilly	31.00m
2 Hicks, Emily	7 Pittwater	26.00m
3 Richardson, Jessica	7 St Philips N	25.41m
4 James, Madeline	7 Lakes Grammar	21.53m
5 Charlton, Olviia	7 Northholm	20.61m
6 Bloomfield, Likara	7 Redeemer	20.60m
7 Becker, Chane	7 Hills Adv	20.45m
8 Bricevski, Nikala	7 Shellharbour	18.35m
9 Sinclair, Jordyn	8 Thomas Hassall	16.99m
10 Shea, Cate	7 St Peters	13.81m
11 Gailey, Imogen	7 Orange	13.30m
12 Alsop, Shelley	7 International FS	11.71m
13 Prasad, Ryna	8 St Marks	9.67m
-- Borrud, Lilly	7 Glenaeon	FOUL

Event 80 Girls 15 Disc

Name	Year School	Finals
1 McKinley, Bella	9 Scone	26.87m
2 Leechman, Hannah	10 Arndell	26.40m



3 Perry, Lauren	10 Penrith	23.56m
4 Naividi, Taina	10 Central Coast	23.34m
5 White, Keziah	9 International FS	22.87m
6 Jones, Charlotte	9 Broughton	22.12m
7 Gailey, Gemma	9 Orange	20.70m
8 Mentis, Georgia	9 William Clarke C	19.92m
9 Fletcher, Olivia	9 Nowra	19.66m
10 Jones, Rachael	9 Redeemer	19.00m
11 Lironis, Kristina	9 All Saints	16.51m
12 Elliott, Kate	9 Orange	16.08m
13 Brewer, Tess	10 International Gr	15.95m
14 Sagan, Alara	9 Glenaeon	14.39m
-- Brown, Sophie	9 St Peters	FOUL

Event 81 Girls 16 High

Name	Year School	Finals
1 Hicks, Caitlyn	11 William Clarke C	1.53m
2 Chadrawy, Caitlin	11 Illawarra	1.50m
3 Reid, Amy	10 Hills Adv	1.45m
4 Reuven, Laila	10 Moriah College	1.40m
-- Burns, Andrea	10 Redeemer	NH
-- Ristancevski, Natalie	10 Macarthur	NH

Event 82 Girls 18-19 Long

Name	Year School	Finals
1 Diaz, Emily	12 International FS	4.46m
2 Dummett, Olivia	12 Sapphire Coast	4.44m
3 Fuller, Venus	12 Manning Valley	4.36m
4 Low, Katherine	12 Arden	4.16m
5 Blencowe, Jasmine	12 Broughton	3.73m
6 Lamboa, Patricia	12 Redeemer	3.50m

Event 83 Boys 14 Shot

Name	Year School	Finals
1 Shaw, Kieran	9 McDonald College	12.19m
2 Bignall, Nicholas	8 Lakes Grammar	11.13m
3 Ratabua, Jerry	8 Avondale	10.50m
4 Mayer, Shannon	8 Moriah College	9.91m
5 Heather, Joshua	8 Arndell	9.79m
6 Garratt, Connor	8 Reddam House	9.68m
7 Bunton, Jack	8 St Lukes	9.66m
8 Gibson, Adam	8 Redeemer	9.57m
9 Pavy, Zac	8 Orange	9.37m
10 Strickland, Isaiah	9 Wolleми	9.24m
11 Willis, Jackson	8 Orange	8.89m
12 Matsikas, Christos	8 St Euphemia	8.37m

Event 84 Boys 15 Shot

Name	Year School	Finals
1 Leifi, Mitchell	10 Wolleми	14.73m
2 James, Benjamin	10 St Philip's C	12.75m
3 Sgouros, Christian	9 St Euphemia	12.65m

4 Osman, Arian	9 Australian IA K	11.13m
5 Clarke, Mitchell	9 Calrossy	11.02m
6 Eagle, Rourke	10 Shellharbour	10.84m
7 Hardge, Kai	9 Glenaeon	10.58m
8 Gulasi, Kaan	10 Redeemer	10.41m
9 Martin, Johnathan	9 Pittwater	10.35m
10 Webb, Kyle	9 St Lukes	10.03m
11 Soderland, Joshua	9 Georges River	9.63m
12 DE Rooy, Callum	9 Nowra	9.48m

Event 85 Boys 17 Jav

Name	Year School	Finals
1 Ford, Ethan	11 Nowra	45.98m
2 Herger, Eric	11 Georges River	44.58m
3 Vermaak, Ruben	11 Shellharbour	38.44m
4 Poyitt, James	11 Redeemer	37.63m
5 Hill, Caleb	12 Hunter Valley GS	37.27m
6 Hamilton Shailer, Peter	11 McDonald College	35.04m
7 Evensen, Anthony	11 Georges River	29.93m
8 Whicker, Cameron	11 St Marouns	28.70m
9 Sapsford, Matthew	11 Arden	28.60m
10 Jarnason, Kieren	11 Reddam House	26.62m
11 Bush, Harrison	11 Northholm	24.82m
12 Weedon, Caleb	11 International FS	21.88m

Event 86 Boys 17-19 Triple

Name	Year School	Finals
1 Hill, Caleb	12 Hunter Valley GS	11.64m
2 O'Neil, Carl	11 Pittwater	11.08m
3 Hunt, Alex	12 Bishop Tyrrell	10.94m
4 Cother, Lachlan	11 Northholm	10.11m

Event 87 Boys 13 Jav

Name	Year School	Finals
1 Archer, Blake	7 Hills Grammar	31.84m
2 Smith, Lachlan	7 St Peters	28.88m
3 Huard, Toby	7 Nowra	27.53m
4 Smith, Aaron	7 William Clarke C	27.17m
5 Jiang, Daniel	7 Illawarra	25.05m
6 Harriman, Brett	7 Wollondilly	22.60m
7 Deif, Abdullah	7 Amity	19.96m
8 Nicolopoulos, Anton	8 St Euphemia	18.93m

Event 88 Girls 12 100 Meter

Name	Year School	Finals	H#
1 Melliush, Sarah	7 Broughton	14.08	2
2 Cartisano, Kloe	7 Wollondilly	14.10	2
3 Harbury, Isobel	7 Newcastle GS	14.27	2
4 McKechnie, Anna	7 Lakes Grammar	14.51	2
5 Cefai, Samantha	7 Wollondilly	14.69	1
6 Senator, Yoella	7 Moriah College	14.87	2
7 Lapidge, Romi	7 Emanuel	14.89	1

8 Meurant, Kate	7 Shellharbour	14.95	1
9 Margolis, Mia	7 Moriah College	14.97	1
10 Woodgate, Ruby	7 Northholm	15.00	1
11 Elmekhallalati, Meyrnah	7 Unity Gramma	15.06	2
12 Stavrou, Georgia	7 All Saints	15.27	1
12 West Kearney, Olivia	7 Arndell	15.27	2
14 Jungherr, Lara	7 William Clarke C	15.73	1
15 Ofidis, Angelina	7 Redeemer	15.74	1
16 Walther, Samara	7 St Peters	16.91	2

Event 89 Girls 13 100 Meter

Name	Year School	Finals	H#
1 Page, Emily	8 Rouse Hill	12.95	2
2 Budai, Iluka	7 Illawarra	13.21	2
3 Belunek, Mischa	7 International Gr	13.24	2
4 Ebert, Ella	7 St Philips N	13.45	2
5 Richardson, Jessica	7 St Philips N	13.52	2
6 Dummett, Alanna	7 Sapphire Coast	13.68	1
7 Curtin, Samantha	7 Orange	13.73	1
8 Bennett-Smith, Kirra	8 Wollondilly	13.84	2
9 Messina, Georgia	7 Arndell	13.86	2
10 Rowell, Emily	8 Pittwater	14.11	1
11 Palmer, Finella	7 Calrossy	14.12	2
12 Rutstein, Danielle	8 Emanuel	14.15	1
13 Dickson, Evita	7 St Lukes	14.20	2
14 Georgiou, Angelika	8 St Euphemia	14.30	1
15 Narcisi, Elissa	8 Masada	14.61	1
16 Hamad, Hana	8 Al Sadiq	14.64	1
17 Prasad, Ryna	8 St Marks	14.69	1
18 Goltz, Lani	8 Nowra	14.86	1

Event 90 Girls 14 100 Meter

Name	Year School	Finals	H#
1 Klasen, Emma	8 Calrossy	12.43	2
2 Hedley, Sophie	8 Calrossy	13.07	2
3 Chauvet, Margaux	8 Illawarra	13.21	2
4 Martin, Claudia	8 Lakes Grammar	13.25	2
5 Ciaglo, Corlette	9 William Clarke C	13.28	2
6 Patrick, Abbey	8 Nowra	13.40	2
7 Stone, Hannah	8 Nowra	13.61	2
8 Mannix, Phillipa	9 Orange	13.86	1
9 Taylor, Sabine	9 International Gr	13.88	2
10 Martin, Tamsyn	9 Pittwater	13.90	2
11 Van Heekeren, Mackensie	8 Broughton	13.93	1
12 Chan, Felicity	9 Hills Grammar	14.11	1
13 Bianca, Nayda	8 Reddam House	14.13	1
13 Awad, Kameko	9 McDonald College	14.13	1
15 Puri, Kala	8 Penrith	14.19	1
16 Zammit, Mikalah	8 Redeemer	15.10	1

Event 91 Girls 15 100 Meter

Name	Year School	Finals	H#
1 Potter, Stephanie	9 International Gr	12.69	2
2 Fisher, Aimee	9 Hunter Valley GS	13.11	2

3	Atkinson, Anna	8	Scone	13.34	2
4	Mendelowitz, Amber	9	Moriah College	13.44	2
5	Ritch, Jessica	9	Moriah College	13.48	2
6	Stacey, Jessica	9	Shellharbour	13.60	2
7	VougDT, Athina	9	Reddam House	13.66	2
8	Kelly, Amber	9	Macquarie Col	13.84	2
9	Stretton, Emma	9	Broughton	13.85	2
10	Jones, Charlotte	9	Broughton	14.13	1
11	Lee, Janaya	9	Arndell	14.22	1
12	Keen, Ashlye	9	Hills Grammar	14.27	1
13	Walton, Talie	10	Penrith	14.35	1
14	Stratikopoulos, Mary	10	St Euphemia	14.69	1
15	Zammit, Carla	9	Redeemer	14.94	1
16	Ives, Eleni	9	St Peters	15.54	1

Event 92 Girls 16 100 Meter

Name	Year	School	Finals	H#	
1	Death, Tiana	10	William Clarke C	12.67	2
2	Hicks, Caitlyn	11	William Clarke C	12.68	2
3	Kranendonk, Bethany	11	Lakes Grammar	12.78	2
4	Carroll, Brittany	10	Hunter Valley GS	12.88	2
5	Lamb, Kaylah	11	Penrith	13.46	2
6	Tschinkoma, Salima	11	Christadelphian	13.75	1
7	Mills, Olivia	10	St Lukes	13.79	1
8	William, Sofia	10	Christadelphian	J13.79	1
9	Reynolds, Olivia	10	Georges River	13.80	2
10	Halsey, Elizabeth	11	St Peters	13.95	1
11	Poniris, Irene	10	All Saints	14.04	1
12	Burns, Andrea	10	Redeemer	14.48	1
13	Goodman, Chelsea	10	Arndell	14.58	1

Event 93 Girls 17 100 Meter

Name	Year	School	Finals	H#	
1	Fountas, Jasmine	11	Reddam House	12.61	3
2	Carroll, Bronte	11	St Philip's G	12.85	3
3	Harper, Zoe	12	Scone	12.91	3
4	Perich, Laura	11	Macarthur	13.11	3
5	Magner, Sharnee	11	Calrossy	13.56	3
6	Williams, Taylor	11	Georges River	13.61	3
7	Bromage, Chloe	11	Arndell	13.97	2
8	Safi, Shannen	11	Thomas Hassall	14.29	3
9	Matheson, Brooke	11	Arden	14.34	2
10	Jones, Gabrielle	11	Redeemer	14.69	2
11	Karvon, Chelsey	11	Redeemer	14.85	2
12	Saran, Emily	11	Orange	18.28	2

Event 94 Girls 18-19 100 Meter

Name	Year	School	Finals	H#	
1	McEwan, Olivia-Rose	12	Shellharbour	13.06	2
2	Makko, Chloe	12	Thomas Hassall	14.16	2
3	Diaz, Emily	12	International FS	14.37	2
4	Swanson Manuel, Roxana	12	International FS	14.55	2
5	Leeman, Chloe Rose	12	Bishop Tyrrell	14.56	2
6	Lamboa, Patricia	12	Redeemer	14.66	1



7 Pridmore, Erin	12 William Clarke C	14.71	1
8 Rooney, Kate	12 St Lukes	14.73	1
9 Smith, Kaitlyn	12 Rouse Hill	14.75	2

Event 95 Girls 12-19 100 Meter Multi Class

Name	Year School	Finals	
1 Charlton T54 / F57, Juli	11 Hills Grammar	22.39	77.22%

Event 96 Boys 12 100 Meter

Name	Year School	Finals	H#
1 Barnes, Jackson	7 Lakes Grammar	13.26	2
2 Power, Kenshin	7 Macarthur	13.54	2
3 Hill, Andrew	7 Arden	13.74	2
4 Zappia, Gabriel	7 Rouse Hill	13.78	2
5 Harrold, Hugh	7 Penrith	13.80	2
6 Cruzado, Jio	7 Penrith	13.81	2
7 Nelson, Jak	7 Arndell	13.90	1
8 Phipps, Joshua	7 Pittwater	13.92	1
9 Dejkovski, James	7 Shellharbour	13.97	1
10 Ng, Jeremy	7 Redeemer	14.00	1
11 Ha, Johnson	7 St Marouns	15.21	2
-- Goodwin, Callum	7 Scone	NT	1
-- Limon, Jarrah	7 St Peters	NT	1
-- Wright, Kaidyn	7 International Gr	NT	1
-- Briggs, Vaughan	7 Calrossy	NT	1

Event 97 Boys 13 100 Meter

Name	Year School	Finals	H#
1 Saxby, Riley	7 St Philip's C	12.36	2
2 Loo, Zavier	7 Hills Grammar	12.53	2
3 Timms, Oliver	8 Arden	12.65	2
4 Simpson, Mathew	8 Wollondilly	12.71	2
5 Jiang, Daniel	7 Illawarra	12.73	1
6 Hurley, Ashton	7 International FS	12.78	2
7 Josevski, Nicholas	8 William Clarke C	12.83	1
8 Burnett, William	8 Calrossy	12.93	2
9 Styles, Thomas	7 Macquarie Col	13.09	1
10 Sanders, Joshua (Josh)	7 Nowra	13.22	1
10 Nicolopoulos, Anton	8 St Euphemia	13.22	2
12 Tshinkoma, Patrick	7 Christadelphian	13.31	1
13 Henry, Brooklyn (Brook)	7 Nowra	13.34	1
14 Neumann, Harrison	8 Macarthur	13.41	1
15 Ha, Jason	8 St Marouns	13.73	2
16 Ahmad, Hassan	7 Al Sadiq	14.00	1

Event 98 Boys 14 100 Meter

Name	Year School	Finals	H#
1 Corns, Bohdine	9 Wollondilly	11.79	2
2 Davison, Reece	9 Rouse Hill	12.03	2
3 Willis, Jackson	8 Orange	12.08	1
4 Ratabua, Jerry	8 Avondale	12.09	2
5 Epstein, Daniel	9 Moriah College	12.15	1



6 Spindler, Alex	8 International FS	12.18	1
7 de Grut, Aylett	9 Arden	12.30	1
8 Belz, Leonardo	9 McDonald College	12.31	2
9 Edwards, Daniel	8 Broughton	12.40	2
10 Sanday, Corey	8 Lakes Grammar	12.42	2
10 Goddard, Riley	8 William Clarke C	12.42	1
12 Elchami, Mahdi	9 Unity Gramma	12.44	2
13 Sehgal, Aryan	9 Redeemer	12.76	1
14 Peggie, Thomas	8 St Lukes	12.83	1
15 Vetsikas, Nicholas	8 St Euphemia	12.86	1

Event 99 Boys 15 100 Meter

Name	Year School	Finals	H#
1 Reading, Mitchell	10 Calrossy	11.52	2
2 Clarke, Mitchell	9 Calrossy	11.54	2
3 Jenkins, Cooper	9 Hunter Valley GS	11.79	2
4 Sharwood, Isaac	9 International Gr	11.83	2
5 Nicolopoulos, Billy	9 St Euphemia	12.04	2
5 Thomson, Cooper	9 Nowra	12.04	1
7 Dumapit, Hugo	9 McDonald College	12.11	2
8 Ferris, Zachary	9 Hills Grammar	12.16	1
9 Muhayimana, Ian	10 Illawarra	12.29	1
10 Vlatko, Anthony	9 International Gr	12.31	1
11 Page, Brock	9 Thomas Hassall	12.43	1
12 Ewers, Amos	10 Rouse Hill	12.52	1
12 Mihas, Theo	9 All Saints	12.52	2
14 Kempfen, Mark	9 Hills Grammar	12.76	1

Event 100 Boys 16 100 Meter

Name	Year School	Finals	H#
1 Paddison, Tyrone	11 International FS	11.42	2
2 Mapoli, Aidan	11 Central Coast	11.53	2
3 Fitzgibbon-Solis, James	9 Broughton	11.69	2
4 Sibanda, Bradley	11 International FS	11.75	1
5 Scarr, Callum	10 St Philip's C	11.89	2
6 Sampson, Jeremiah	11 Thomas Hassall	11.90	2
7 Mizzi, Damien	10 Wollemi	11.99	2
8 Taylor, Tristan	10 Scone	12.04	1
9 Moraitis, David	11 Arden	12.09	1
10 Savaiko, Junior	9 Redeemer	12.26	1
11 McCauley, Joseph	10 St Lukes	12.28	1
12 Kudaya-More, Ed	11 Redeemer	12.46	1

Event 101 Boys 17 100 Meter

Name	Year School	Finals	H#
1 Ward, Ethan	11 Georges River	11.26	2
2 Quinn, Liam	12 Arden	11.54	2
3 Heaney, Mitchell	12 St Philip's C	11.66	2
4 Kelly, Liam	11 Hunter Valley GS	11.68	2
5 Rembridge, Samuel	12 Broughton	12.00	1
6 Poyitt, James	11 Redeemer	12.12	2
7 Brown, William	12 Broughton	12.27	2
8 Nissan, Alex	11 Redeemer	12.33	2
9 Jegers, Ethan	11 Seda	12.46	1



10 Wahl, Gabriel	12 International Gr	12.66	1
11 Mitchell, Michael	11 Orange	13.37	1

Event 102 Boys 18-19 100 Meter

Name	Year School	Finals	H#
1 Edwards, Jack	12 St Lukes	11.71	2
2 Cant, Jackson	12 Hunter Valley GS	11.72	2
3 Tumai, Caleb	12 Redeemer	11.78	2
4 Mihellis, Theo	11 St Philip's G	12.10	2
5 Gillion, Ethan	12 Broughton	12.13	2
6 Lamboa, Chris	11 Redeemer	12.14	2
7 Cuevas, Daryl	12 Wollemi	12.91	2
8 Anderson, Amos	12 International Gr	13.15	2

Event 103 Boys 12-19 100 Meter Multi Class

Name	Year School	Finals	
1 Toumi-Cussinnet T35, Illy	9 Pittwater	J19.70	84.06%
2 De Rover Tf37, Vincent	10 St Lukes	J15.98	80.93%
3 Georgalis T38, Christian	9 Thomas Hassall	J16.33	72.93%
4 Said T13, Benjamin	8 St Lukes	J17.37	67.99%

Event 104 Girls 15-16 Triple

Name	Year School	Finals
1 Kranendonk, Bethany	11 Lakes Grammar	11.00m
2 Potter, Stephanie	9 International Gr	10.18m
3 Reid, Amy	10 Hills Adv	9.56m
4 Moore, Anais Jean	10 Bishop Tyrrell	9.33m
5 Lawrence, Rachel	11 William Clarke C	8.17m

Event 105 Boys 13 Long

Name	Year School	Finals
1 Burnett, William	8 Calrossy	5.24m
2 Reid, Jonathan	7 Hills Adv	5.17m
3 Hurley, Ashton	7 International FS	5.07m
4 Huie, Alexander	8 International Gr	5.01m
5 Timms, Oliver	8 Arden	4.90m
6 Griffin, Zachary	7 Hunter Valley GS	4.78m
7 Jiang, Daniel	7 Illawarra	4.76m
8 Yuan, Galen	8 Redeemer	4.74m
9 Huard, Toby	7 Nowra	4.52m
10 Gigliotti, Phillip	8 Penrith	4.51m
11 Saita Setterlund, Patric	7 Reddam House	4.24m
12 Lees, Alexander	7 Nowra	4.19m
13 Elmekhallalati, Youssef	7 Unity Gramma	4.12m

Event 106 Girls 17 Disc

Name	Year School	Finals
1 Meier-Kapavale, Marie-Lu	11 Wollondilly	35.95m
2 Cliff, Hannah	12 Lakes Grammar	25.08m
3 Matheson, Brooke	11 Arden	23.38m

4	Nowland, Maddison	12	Bishop Tyrrell	23.34m
5	Ongley, Megan	11	Redeemer	22.49m
6	Jones, Gabrielle	11	Redeemer	20.00m
7	Scholtz, Ayla	12	St Peters	19.74m
8	Pulham, Georgie	12	International Gr	16.66m
9	Farrell, Lauren	11	Hills Grammar	16.13m
10	Mastronardi, Alexis	11	Orange	14.47m
11	McLean, Nicola	11	Orange	12.61m
12	Hawat, Yasmine	11	Australian AI P	9.70m

Event 107 Boys 18-19 Jav

Name	Year	School	Finals
1 Tumai, Caleb	12	Redeemer	52.75m
2 Hunt, Alex	12	Bishop Tyrrell	39.23m
3 Ledger, Richard	12	St Lukes	35.69m
4 Hemphill, Andrew	12	Broughton	35.04m
5 Young, Nathan	12	Newcastle GS	32.70m
6 Poyitt, Martyn	12	Redeemer	26.98m

Event 108 Boys 16 High

Name	Year	School	Finals
1 Hutt, Elliot	11	Illawarra	1.81m
2 Gerlach, Jesse	10	St Lukes	1.78m
3 Paddison, Tyrone	11	International FS	1.75m
4 Sipka, Aleksander	10	St Marks	1.70m
5 Beilharz, Daniel	10	Central Coast	1.65m
6 Lewis, Joshua	10	Arden	1.60m
7 Dennison, Finlay	10	Pittwater	J1.60m
8 Brown, Wayde	10	St Peters	1.55m
9 Dyer, Miles	10	Shellharbour	1.45m

Event 109 Boys 14 High

Name	Year	School	Finals
1 Grant, Riley	8	Central Coast	1.82m
2 Van Dyk, Byron	8	St Peters	1.65m
3 Dumas, Victor	8	St Lukes	1.60m
4 Zvargulis, Ethan	9	Wollondilly	1.55m
5 Bricker, Max	8	Nowra	1.50m
6 Sperber, Jakob	8	Moriah College	J1.50m
6 Princena-White, Ethan	8	William Clarke C	J1.50m
8 Barbouttis, Jake	8	International Gr	J1.50m
9 Schembri, Wit	8	Wollemi	1.45m
10 Saveliev, Danil	8	Reddam House	1.40m
11 Sehgal, Aryan	9	Redeemer	1.30m

Event 110 Girls 12 1500 Meter

Name	Year	School	Finals
1 Monk, Montana Lily	7	Bishop Tyrrell	5:02.17
2 Groves, Emily	7	Macarthur	5:02.34
3 Wallace, Lucy	7	Hills Grammar	5:51.46
4 Banks, Georgia	7	St Lukes	5:54.12
5 Cefai, Samantha	7	Wollondilly	5:59.67

6 Senator, Yoella	7 Moriah College	6:04.23
7 Morrisey, Gemma	7 William Clarke C	6:05.60
8 Fortunaso-Klocker, Emily	7 Hunter Valley GS	6:19.07
9 Carruthers, Eliza	7 Lakes Grammar	6:24.15
10 Millar, Annie	7 International Gr	6:33.52
11 Kim, Yeonwoo	7 McDonald College	6:36.05
12 Munn, Emily	7 Nowra	6:51.43

Event 111 Girls 13 1500 Meter

Name	Year School	Finals
1 Ward, Lauren	7 Macarthur	5:15.17
2 Mitchell, Tia	7 Pittwater	5:28.02
3 Mitchell, Sophie	7 Pittwater	5:41.09
4 Payne, Chelsea	8 Central Coast	5:44.71
5 Cotton, Emma	7 St Philip's PS	5:49.11
6 Pascoe, Chelsea	7 Nowra	6:08.51
7 Teleki, Kaitlin	7 Rouse Hill	6:13.61
8 Cassar, Niamh	7 Northholm	6:31.77
9 Vander Reest, Isabella	7 Thomas Hassall	6:50.27

Event 112 Girls 14 1500 Meter

Name	Year School	Finals
1 Henderson, Catriona	8 St Lukes	5:00.61
2 Cains, Anneliese	8 St Columba	5:30.62
3 McShane-Cale, Summer	9 Central Coast	5:40.06
4 Jones, Hannah	8 St Columba	5:46.89
5 Dunkin, Isabella	9 Pittwater	5:48.01
6 Jarvis, Sophie	8 William Clarke C	5:49.15
7 Sakellaris, Zafiroula	8 St Lukes	5:57.53
8 Broad, Kimberley	8 St Peters	6:06.40
9 Emery, Sophie	9 Nowra	6:14.86
10 Dimarco, Laura	9 Arden	6:15.76
11 Doyle, Gemma	8 Montgrove	6:16.77

Event 113 Girls 15 1500 Meter

Name	Year School	Finals
1 Hayward, Madison	10 William Clarke C	5:33.69
2 Dearie, Cheyenne	9 International FS	5:35.66
3 Ross, Amelia	9 Hunter Valley GS	5:37.90
4 Anderson, Jasmine	9 Macquarie Col	5:56.71
5 Rollason, Alexandra	9 Wollondilly	6:03.50
6 Glanville, Olivia	9 Lakes Grammar	6:09.37
7 Ellwood, Alexandra	9 Arden	6:52.71
8 Likic, Uma	9 Amity	6:55.68
9 Blazic, Nikolina	9 Montgrove	7:20.83
10 Mullard, Cassandra	9 McDonald College	7:31.26

Event 114 Girls 16 1500 Meter

Name	Year School	Finals
1 Jamgotchian, Emily	11 Northholm	5:14.28
2 Tapp, Sharna	10 Calrossy	5:28.64
3 Lawrence, Rachel	11 William Clarke C	5:54.40

4 Smith, Sophie	10 Rouse Hill	5:59.64
5 McNally, Maddison	10 Hunter Valley GS	6:07.26
6 Jones, Emma	10 Macquarie Col	6:11.99
7 Robson, Georgia	11 Illawarra	6:14.20
8 Bentley, Kayla	10 Penrith	6:16.65

Event 115 Girls 17 1500 Meter

Name	Year School	Finals
1 Offord, Matilda	11 Wollondilly	5:09.78
2 Williams, Rumer	11 St Peters	5:15.71
3 O'Keefe, Phoebe	12 Newcastle GS	5:32.24
4 Ward, Cate	11 Macarthur	5:46.05
5 Fry, Olivia	11 William Clarke C	5:57.62
6 Alexander, Sarah	11 Macarthur	5:58.15
7 Mullaney, Natasha	11 Illawarra	6:03.90

Event 116 Girls 18-19 1500 Meter

Name	Year School	Finals
1 Flack, Laura	12 Newcastle GS	5:37.18
2 Dummett, Olivia	12 Sapphire Coast	5:58.55
3 Pridmore, Erin	12 William Clarke C	6:02.88
4 Todhunter, Isabelle	12 Newcastle GS	6:15.69
5 Swanson Manuel, Roxana	12 International FS	6:21.43
6 Bywater, Emma	12 Macarthur	7:43.18

Event 117 Boys 15 Disc

Name	Year School	Finals
1 James, Benjamin	10 St Philip's C	36.06m
2 Leifi, Mitchell	10 Wollemi	31.33m
3 Sgouros, Christian	9 St Euphemia	31.15m
4 Pearce, William	9 Northholm	30.58m
5 Bolton, Anthony	9 Redeemer	29.35m
6 Farmery, Andrew	9 International Gr	27.26m
7 Hardge, Kai	9 Glenaeon	26.27m
8 Scarratt, Caleb	9 Shellharbour	25.56m
9 Kemmis, Andrew	9 St Philips N	24.67m

Event 118 Boys 16 Long

Name	Year School	Finals
1 Paddison, Tyrone	11 International FS	5.70m
2 Osborne, Travis	10 Rouse Hill	5.68m
3 Kudaya-More, Ed	11 Redeemer	5.43m
4 McNamara, Connor	10 Macarthur	5.32m
5 Mapoli, Aidan	11 Central Coast	J5.32m
6 Hutton, Jack Alexander	11 St Columba	5.16m
7 Lin, Chen-Yang	10 Nowra	4.89m
8 Savaiko, Junior	9 Redeemer	4.69m
9 Mallison, Benjamin	10 Arden	4.64m
10 Angel, William	10 Wollondilly	4.56m

Event 119 Boys 12-14 Triple



Name	Year School	Finals
1 Harrold, Miles	8 Penrith	11.78m
2 Willis, Jackson	8 Orange	11.50m
3 Estall, Matthew John	8 Bishop Tyrrell	10.70m
4 Reid, Jonathan	7 Hills Adv	10.65m
5 Goddard, Riley	8 William Clarke C	10.33m
6 Vardy, Lochlan	8 Bishop Tyrrell	9.83m

Event 120 Women 12-19 Disc Multi Class

Name	Year School	Finals	
1 Charlton T54 / F57, Juli	11 Hills Grammar	11.49m	64.18%

Event 120 Men 12-19 Disc Multi Class

Name	Year School	Finals	
1 Said T13, Benjamin	8 St Lukes	12.71m	29.78%
2 Toumi-Cussinnet T35, Illy	9 Pittwater	8.59m	28.29%

Event 121 Boys 12 1500 Meter

Name	Year School	Finals
1 Gordon, Rafael	7 St Lukes	5:09.69
2 Parrish, Hugo	7 Illawarra	5:25.22
3 Turner, Bryce Mark Derek	7 St Columba	5:31.20
4 Lee, Cooper	7 St Philips N	5:36.66
5 Harbas, Alen	7 Amity	5:54.28
6 Germane, Charlie	7 Moriah College	5:57.88
7 Slaytor, Kane	7 Nowra	6:05.57
8 Limon, Jarrah	7 St Peters	6:09.46
9 Griscti, Hugo	7 International Gr	6:14.79
10 Omar, Hamza	7 Australian IA K	6:22.42
11 Green, Curtis	7 McDonald College	7:36.38

Event 122 Boys 13 1500 Meter

Name	Year School	Finals
1 Healey, James	7 Illawarra	4:52.49
2 Last, Corey	7 Reddam House	4:55.09
3 Mills, Jack Alexander My	7 St Columba	5:02.17
4 Henry, Brooklyn (Brook)	7 Nowra	5:09.91
5 Matthes, Ethan	7 Avondale	5:11.11
6 Gosling, Douglas	7 William Clarke C	5:18.54
7 Morales, Nicholas	7 Broughton	5:24.21
8 Noakes, Thomas	7 Macarthur	5:25.53
9 Hinton, Nathan	8 Arndell	5:26.95
10 Liaropoulos, Brenton	7 William Clarke C	5:28.98
11 Puri, Brandon	7 Penrith	5:31.43
12 McDowell, Thomas	7 International Gr	5:37.70
13 Clarke, Zachary	7 Calrossy	5:56.06
14 Palmqvist, Matthias	8 International FS	5:59.78
15 Garth, Edward	7 Redeemer	6:07.41
16 Spielman, Nathaniel	8 Emanuel	6:15.96
17 McVicar, William	7 Nowra	6:42.06

Event 123 Boys 14 1500 Meter

Name	Year	School	Finals
1 Van Dyk, Byron	8	St Peters	4:46.61
2 Offord, Dylan	9	Macarthur	4:48.65
3 Brice, Matthew	9	William Clarke C	4:48.68
4 Senator, Asher	8	Moriah College	4:48.71
5 Lowe, Bayley	9	International FS	4:59.80
6 Doley, Harrison	8	Bishop Tyrrell	5:01.93
7 McLaren, Finley	9	Illawarra	5:07.17
8 Morphew-Watson, Zayne	9	St Philip's PS	5:08.33
9 Doubikin, Ty	8	Avondale	5:09.01
10 Hewit, Connor	8	Georges River	5:16.42
11 Crawford, Samuel	9	Rouse Hill	5:18.11
12 Jahan, Farzeen	8	Hills Grammar	5:21.87
13 Saunders, Oliver	9	International Gr	5:33.93
14 Howe, Alexander	8	Korowal	5:35.57

Event 124 Boys 15 1500 Meter

Name	Year	School	Finals
1 Vlatko, Anthony	9	International Gr	4:37.05
2 Buckham, Jesse	10	Nowra	4:41.57
3 Manente, Luca	9	William Clarke C	4:44.32
4 Turner, Cody	9	Thomas Hassall	4:45.07
5 Kapr, Martin	9	St Lukes	4:45.37
6 Krecklenberg, Noah	9	Moriah College	4:47.96
7 Nkurunziza, Byiringiro	9	Macquarie Col	4:51.68
8 Catzikiris, Alex	7	Scone	4:53.58
9 Bolton, Anthony	9	Redeemer	4:54.83
10 Stacey, William	8	Arden	4:56.69
11 Duncan, Liam	9	Lakes Grammar	4:58.95
12 Baxter, Travis	9	Wollondilly	5:10.72
13 Duncum, Joshua	9	Arden	5:14.80
14 Isaacs, Harrison	10	Orange	5:14.82
15 Edward, James	9	St Marks	5:28.73

Event 125 Boys 16 1500 Meter

Name	Year	School	Finals
1 Seal, James	10	Illawarra	4:22.66
2 Mihellis, Terry	10	St Philip's G	4:34.24
3 Gray, Jackson	11	Broughton	4:43.89
4 Holding, Samuel	10	Macquarie Col	4:44.67
5 Dunlop, Reiley	10	Pittwater	4:47.39
6 Gard, Riley	10	William Clarke C	4:50.30
7 Wingate, Aiden	10	Illawarra	5:13.15
8 Huard, Luke	10	Nowra	5:20.17

Event 126 Boys 17 1500 Meter

Name	Year	School	Finals
1 Glover, Jordon	11	Northholm	4:27.16
2 Holland, Dylan	11	Shellharbour	4:28.87
3 Hobson, Tyler	11	Avondale	4:42.37
4 Magotti, Eraga	11	Hills Grammar	4:54.81

5 Stensness, Gianni	11 Pittwater	5:01.11
6 Goldman, Luke	11 Nowra	5:01.35
7 Weedon, Caleb	11 International FS	5:20.17
8 Taranto, Harrison	11 Illawarra	5:25.10

Event 127 Boys 18-19 1500 Meter

Name	Year School	Finals
1 Lott, Stephen	12 St Philips N	4:33.52
2 Woods, Myles	12 Hills Adv	4:37.83
3 Matthes, Dylan	12 Avondale	4:43.22
4 Ledger, Richard	12 St Lukes	4:43.98
5 Cockayne, Brodie	12 St Peters	4:53.96
6 Wilkie, David Andrew	12 St Columba	5:04.15
7 Ramage, Andrew	12 Wollondilly	6:02.14
8 Gibbons, Sam	12 Arden	6:02.51

Event 128 Girls 13 High

Name	Year School	Finals
1 Bodey, Katherine	7 Illawarra	1.45m
2 Rutstein, Danielle	8 Emanuel	J1.45m
3 Wood, Lucy	7 Macarthur	1.40m
4 Bramley, Hannah	7 Nowra	1.35m
5 Leechman, Rachel	8 Arndell	J1.35m
6 Mitchell, Scarlett	7 Avondale	1.30m
7 Cass, Emma	7 Moriah College	J1.30m
8 Lagesse, Aimee	7 Reddam House	1.25m
9 O'Brien, Baillee	7 St Peters	1.20m
10 Georgiou, Angelika	8 St Euphemia	J1.20m
11 Domine, Mia	7 St Euphemia	J1.20m
12 Palmer, Finella	7 Calrossy	1.10m

Event 129 Girls 12 Disc

Name	Year School	Finals
1 Lauano, Praise	7 Thomas Hassall	29.50m
2 Segar, Nina	7 Illawarra	20.51m
3 Dean, Hartnell	7 Pittwater	18.40m
4 Osmany, Aqeelah	7 Amity	18.05m
5 Hunt, Zoe	7 St Philip's PS	16.37m
6 Hughes, Ivy	7 Shellharbour	16.25m
7 Gow, Kiera	7 William Clarke C	16.11m
8 French, Charlotte	7 St Philip's G	13.53m
9 Katri, Azra	7 Christadelphian	13.37m
10 Heyblok, Evette (Evie)	7 Shellharbour	13.07m
11 Woodgate, Ruby	7 Northholm	11.72m
12 Le, Denise	7 St Marouns	10.29m

Event 130 Girls 14 Jav

Name	Year School	Finals
1 Peterson, Kate	8 William Clarke C	34.60m
2 Casey, Rebecca	8 Central Coast	24.31m
3 Wentworth, Clare	8 Penrith	23.53m
4 Brennan, Elise	9 International Gr	22.88m

5 Jehn, Lily	9 Northholm	22.19m
6 Thompson, Khelsie	8 Redeemer	15.52m
7 Nyuda, Bianca	8 Reddam House	14.39m

Event 131 Girls 15 Shot

Name	Year School	Finals
1 Leechman, Hannah	10 Arndell	10.37m
2 Jackson, Nakita	10 Macquarie Col	10.28m
3 Creber, Elodie	9 Macarthur	9.76m
4 Brines, Caitlin	9 Penrith	9.35m
5 Lironis, Kristina	9 All Saints	8.75m
6 White, Keziah	9 International FS	8.58m
7 Anderson, Imogen	9 Bishop Tyrrell	8.39m
8 Vournazos, Christina	9 All Saints	8.15m
9 Gailey, Gemma	9 Orange	7.94m
10 Fletcher, Olivia	9 Nowra	7.45m
11 Leach, Mackenzie	9 Hills Grammar	7.11m
12 Brown, Sophie	9 St Peters	6.70m
13 Yuyvcuoglu, Ayla	9 Amity	6.59m

Event 132 Girls 17 High

Name	Year School	Finals
1 Perich, Laura	11 Macarthur	1.58m
2 Williams, Taylor	11 Georges River	1.30m
-- Magner, Sharnee	11 Calrossy	NH
-- Akele, Msgana	11 Redeemer	NH

Event 133 Girls 18-19 Shot

Name	Year School	Finals
1 McEwan, Olivia-Rose	12 Shellharbour	8.90m
2 Short, Alexandria	12 Hunter Valley GS	8.17m
3 Diaz, Emily	12 International FS	8.01m
4 Berra, Shalea	12 Rouse Hill	8.00m
5 Wade, Leah	12 Hunter Valley GS	7.97m
6 Forland, Tayla	12 Georges River	7.15m
7 Blencowe, Jasmine	12 Broughton	6.29m
8 Lamboa, Patricia	12 Redeemer	6.13m
9 Mytkowski, Gabriella	12 Arden	5.44m

Event 134 Girls 12-14 Triple

Name	Year School	Finals
1 Hedley, Sophie	8 Calrossy	10.04m
2 Belunek, Mischa	7 International Gr	9.99m
3 Navusolo, Jezebel	8 Lakes Grammar	9.88m
4 Martin, Tamsyn	9 Pittwater	9.70m
5 Bennett-Smith, Kirra	8 Wollondilly	9.64m
6 McRae, Monica	7 Montgrove	9.49m
7 Garton, Annalyse	8 Arndell	9.33m
8 Clews, Sabina	8 Reddam House	9.09m
9 Comber, Tiana	7 Penrith	8.20m

Event 135 Girls 12 400 Meter

Name	Year	School	Finals	H#
1 Monk, Montana Lily	7	Bishop Tyrrell	1:06.21	2
2 Thomas, Elizabeth	7	Lakes Grammar	1:11.77	1
3 Comber, Tiana	7	Penrith	1:12.92	2
4 Morrisey, Gemma	7	William Clarke C	1:14.05	2
5 Meurant, Kate	7	Shellharbour	1:14.92	1
6 Cartisano, Kloe	7	Wollondilly	1:15.43	2
7 Senator, Yoella	7	Moriah College	1:16.87	2
8 Small, Nyah	7	Lakes Grammar	1:17.04	1
9 Hafza, Nahida	7	Unity Gramma	1:19.31	1
10 Olsson, Hannah	7	Arden	1:20.52	1
11 Groves, Emily	7	Macarthur	1:21.71	2
12 Wallace, Lucy	7	Hills Grammar	1:22.94	1
13 Chidiac, Valerie	7	St Marouns	1:25.88	1

Event 136 Girls 13 400 Meter

Name	Year	School	Finals	H#
1 Dickson, Evita	7	St Lukes	1:02.35	2
2 Budai, Iluka	7	Illawarra	1:05.58	2
3 Page, Emily	8	Rouse Hill	1:06.45	2
4 Cotton, Emma	7	St Philip's PS	1:07.77	2
5 Miller-Williams, Emma	8	St Philip's C	1:08.87	2
6 Messina, Georgia	7	Arndell	1:09.60	2
7 Hayward, Grace	7	William Clarke C	1:10.27	2
8 O'Brien, Sophie	7	Hunter Valley GS	1:10.49	1
9 Harrison, Lily	7	Shellharbour	1:11.52	1
10 Mitchell, Sophie	7	Pittwater	1:14.77	1
11 Golding, Lara	7	Shellharbour	1:17.01	1
12 Kemp, Jessie	7	Georges River	1:17.27	2
13 Kato, Hikary	7	Glenaeon	1:21.95	1

Event 137 Girls 14 400 Meter

Name	Year	School	Finals	H#
1 Chauvet, Margaux	8	Illawarra	1:00.73	2
2 Murray, Bella	8	Hunter Valley GS	1:02.91	2
3 Folpp, Isla	8	Scone	1:05.78	2
4 Stone, Hannah	8	Nowra	1:07.45	1
5 Evans, Emelia	9	Arndell	1:08.22	2
6 Stewardson, Jorja Lily	8	Bishop Tyrrell	1:08.56	2
7 Arnold, Madeline	8	Hills Adv	1:09.00	2
8 Clews, Sabina	8	Reddam House	1:09.04	1
9 Schweitzer, Annie	8	Shellharbour	1:10.20	1
10 Brennan, Elise	9	International Gr	1:10.90	1
11 ST John, Tiarne	9	Broughton	1:10.93	2
12 Goodridge, Gabriella	8	Emanuel	1:13.00	2
13 Thompson, Khelsie	8	Redeemer	1:20.35	1

Event 138 Girls 15 400 Meter

Name	Year	School	Finals	H#
1 Potter, Stephanie	9	International Gr	1:02.43	2
2 Bosschieter, Britney	9	St Columba	1:06.39	2
3 Bray, Lucinda	9	Hunter Valley GS	1:06.68	2

4	Dearie, Cheyenne	9 International FS	1:07.21	1
5	Lee, Janaya	9 Arndell	1:07.75	2
6	Hamaty, Megan	9 Nowra	1:10.39	2
7	Stacey, Jessica	9 Shellharbour	1:13.92	2
8	Mallinick, Tia	9 Emanuel	1:16.75	1
9	Youssef, Pascale	10 Macarthur	1:17.57	2
10	Sietsma, Lillian	9 Arden	1:18.27	1
11	Murray, Jorja	9 Georges River	1:20.34	2
12	Jones, Rebecca	9 Rouse Hill	1:24.34	1

Event 139 Girls 16 400 Meter

Name	Year	School	Finals	H#
1 DeJAGER, Bernice	10	Macquarie Col	1:00.59	2
2 McEwan, Georgia	11	Shellharbour	1:03.72	2
3 Tapp, Sharna	10	Calrossy	1:06.28	2
4 Spencer, Caitlin	10	Newcastle GS	1:07.87	2
5 Lawrence, Rachel	11	William Clarke C	1:10.80	2
6 Kerr, Madisson	11	Wollondilly	1:15.10	2
7 Tuch, Liora	10	Moriah College	1:16.16	2
8 Burns, Andrea	10	Redeemer	1:17.18	2
9 Kucukozman, Melissa	10	Amity	1:37.29	2

Event 140 Girls 17 400 Meter

Name	Year	School	Finals	H#
1 O'Brien, Kristina	12	Hunter Valley GS	1:04.64	2
2 Lambert, Courtney	12	Penrith	1:06.27	2
3 Altona, Shirelle	11	Central Coast	1:06.35	2
4 Sainty, Madeline	11	Arndell	1:08.96	2
5 Wilton, Isabella	11	St Lukes	1:10.63	2
6 Alexander, Sarah	11	Macarthur	1:11.15	2
7 Ikuo, Elvice	9	Redeemer	1:12.25	2
8 Gunawan, Oshiania	11	Pal	1:28.14	2

Event 141 Girls 18-19 400 Meter

Name	Year	School	Finals
1 Ogle, Nicole	12	Macquarie Col	1:02.70
2 Dummett, Olivia	12	Sapphire Coast	1:07.86
3 Bowman, Lily	12	St Lukes	1:11.81
4 Rooney, Kate	12	St Lukes	1:14.76
5 Lamboa, Patricia	12	Redeemer	1:16.28
6 Swanson Manuel, Roxana	12	International FS	1:20.40
7 Megarry, Zoe	12	Northholm	1:27.45

Event 142 Girls 12 Long

Name	Year	School	Finals
1 Monk, Montana Lily	7	Bishop Tyrrell	4.39m
2 Melliush, Sarah	7	Broughton	4.19m
3 Williams, Georgia	7	Shellharbour	3.98m
4 Meurant, Kate	7	Shellharbour	3.89m
5 McKechnie, Anna	7	Lakes Grammar	3.62m
6 Osmany, Aqeelah	7	Amity	3.55m
7 Woodgate, Ruby	7	Northholm	3.52m

8 Comber, Tiana	7 Penrith	3.48m
9 Senator, Yoella	7 Moriah College	3.34m
10 Barnes, Imogen	7 Pittwater	3.28m
11 Ofidis, Angelina	7 Redeemer	J3.28m
12 Moodley, Tyler	7 William Clarke C	3.21m

Event 143 Boys 12 High

Name	Year School	Finals
1 Barnes, Jackson	7 Lakes Grammar	1.55m
2 Sikma, Luke	7 Arndell	1.45m
3 Young, Reuben	7 Penrith	1.40m
4 Fitzsimmons, Bailey	7 Wollondilly	J1.40m
5 Kent, Jack	7 Hunter Valley GS	1.35m
6 Marquez, Yohann	7 Wollemi	J1.35m
7 Dobrijevic, Marco	7 St Marks	1.25m
8 Muller, Joe	7 St Marouns	J1.25m
9 Phipps, Joshua	7 Pittwater	1.20m
10 Chatterton, Liam	7 International Gr	1.15m

Event 144 Boys 16 Jav

Name	Year School	Finals
1 Huard, Luke	10 Nowra	40.88m
2 Harrington, Ryan	10 Hills Adv	40.77m
3 Savaiko, Junior	9 Redeemer	J40.77m
4 Harrold, Angus	10 Penrith	38.01m
5 Purchase, Jackson	10 Northholm	37.34m
6 Martin, Lachlan	11 Pittwater	33.32m
7 Khaziran, Daniel	11 Redeemer	33.26m
8 Newberry, James	10 Calrossy	32.14m
9 Croese, Bryson	10 Macquarie Col	31.69m
10 Dyer, Miles	10 Shellharbour	20.81m

Event 145 Boys 17 Disc

Name	Year School	Finals
1 Mathias, Askil	11 Hunter Valley GS	53.77m
2 Ford, Ethan	11 Nowra	33.18m
3 Vermaak, Ruben	11 Shellharbour	33.16m
4 Wheeler, Samual	11 Penrith	28.80m
5 Bolton, Lachlan	11 Redeemer	25.97m
6 Hamilton Shailer, Peter	11 McDonald College	24.67m
7 Poyitt, James	11 Redeemer	23.80m
8 O'Neil, Carl	11 Pittwater	23.60m

Event 146 Boys 18-19 Shot

Name	Year School	Finals
1 Ledger, Richard	12 St Lukes	11.46m
2 Maua, Jaylen	12 Central Coast	11.18m
3 Liney, Hamish	12 Arden	11.10m
4 Tumai, Caleb	12 Redeemer	10.07m
5 Poyitt, Martyn	12 Redeemer	9.71m
6 Lewis-Minogue, Samuel	12 Orange	9.55m
7 Keft, Hayden	12 Nowra	9.25m

Event 147 Boys 15-16 Triple

Name	Year	School	Finals
1 James, Benjamin	10	St Philip's C	12.32m
2 Osborne, Travis	10	Rouse Hill	11.34m
3 Hawkins, Thomas	10	Northholm	11.02m
4 O'Brien, Anthony	10	Scone	10.91m
5 Sharwood, Isaac	9	International Gr	10.66m
6 Dennison, Finlay	10	Pittwater	10.46m
7 Nicholls, Lachlan	9	St Peters	10.05m

Event 148 Boys 12 400 Meter

Name	Year	School	Finals
1 Parrish, Hugo	7	Illawarra	1:06.37
2 Reedy, Oliver	7	William Clarke C	1:07.42
3 Cruzado, Jio	7	Penrith	1:08.79
4 Briggs, Vaughan	7	Calrossy	1:10.02
5 Limon, Jarrah	7	St Peters	1:13.25
6 Turner, Bryce Mark Derek	7	St Columba	1:14.32
7 Hill, Andrew	7	Arden	1:23.72
8 Schier, Lachlan	7	Shellharbour	1:28.52

Event 149 Boys 13 400 Meter

Name	Year	School	Finals	H#
1 Archer, Blake	7	Hills Grammar	59.99	2
2 Chappell, Nicholas	7	William Clarke C	1:01.47	2
3 Redhead, Joshua	7	Hunter Valley GS	1:03.18	1
4 Noakes, Thomas	7	Macarthur	1:03.58	2
5 Unwin, Jarod	8	Christadelphian	1:03.72	1
6 Buckham, Max	8	Nowra	1:03.75	1
7 Attard, Brendan	8	Arndell	1:04.72	2
8 Saxby, Riley	7	St Philip's C	1:04.76	1
9 Hadley, Harry	7	St Lukes	1:06.02	2
10 Last, Corey	7	Reddam House	1:07.20	2
11 Prakash, Adithya	8	Redeemer	1:10.03	2
12 Spielman, Nathaniel	8	Emanuel	1:10.74	1
13 Agosin, Ethan	7	Moriah College	1:11.36	1
14 Mills, Jack Alexander My	7	St Columba	1:11.52	1
15 Romankin, Nikita	7	Shellharbour	1:11.63	1
16 Healey, James	7	Illawarra	1:12.12	2

Event 150 Boys 14 400 Meter

Name	Year	School	Finals	H#
1 Willis, Jackson	8	Orange	55.36	1
2 Van Dyk, Byron	8	St Peters	56.76	1
3 Rollings, Sebastian	8	Hunter Valley GS	58.56	2
4 Goddard, Riley	8	William Clarke C	1:00.36	2
5 Senator, Asher	8	Moriah College	1:00.71	1
6 Ratabua, Jerry	8	Avondale	1:00.81	2
7 Chigweremba, Tichaona	8	St Philip's PS	1:01.69	2
8 Harrold, Miles	8	Penrith	1:02.46	1
9 Johnston, Jess	8	Hills Grammar	1:03.05	2



10 Redhead, Charles	8 St Lukes	1:03.28	2
11 Brice, Matthew	9 William Clarke C	1:04.58	2
12 Elbourne, Jared	9 Emanuel	1:04.71	1

Event 151 Boys 15 400 Meter

Name	Year School	Finals	H#
1 Henderson, Connor	9 Newcastle GS	53.53	2
2 Vlatko, Anthony	9 International Gr	53.96	2
3 Nicholson, Edwin	10 Hunter Valley GS	56.53	2
4 Manente, Luca	9 William Clarke C	57.91	2
5 Lewis, Noah	9 Moriah College	58.38	1
6 Rizzeri, Jacob	10 International FS	58.89	1
7 Thomson, Cooper	9 Nowra	59.32	1
8 Boyle, Regan	9 Wollondilly	59.48	2
9 Michalopoulos, Jonathon	9 Illawarra	59.75	1
10 Bultitude, Harrison	10 Hills Grammar	1:00.55	1
11 Baxter, Travis	9 Wollondilly	1:04.01	1
12 Dobson, Thomas (Tom)	9 Rouse Hill	1:04.59	2
13 Bolton, Anthony	9 Redeemer	1:11.12	1

Event 152 Boys 16 400 Meter

Name	Year School	Finals	H#
1 Tegel, Ethan	10 Hills Grammar	51.66	2
2 Hutt, Elliot	11 Illawarra	52.67	2
3 Mizzi, Damien	10 Wollemi	53.13	2
4 DeJAGER, Thomas	10 Macquarie Col	54.40	2
5 McCrostie, Luke	10 Pittwater	55.66	2
6 Harrold, Angus	10 Penrith	56.20	2
7 Buckhurst, Darcy	10 Hunter Valley GS	56.60	2
8 Wingate, Aiden	10 Illawarra	57.37	2
9 Mallison, Benjamin	10 Arden	57.53	2
10 Kudaya-More, Ed	11 Redeemer	59.19	1
11 Caisley, Matthew	11 International FS	59.77	1
12 Loiija, Jarrod	10 Yots	1:01.57	1
13 Eagleton, Joshua	11 Shellharbour	1:03.50	1

Event 153 Boys 17 400 Meter

Name	Year School	Finals	H#
1 Maxwell, Jesse	11 St Philips N	51.54	2
2 Herger, Eric	11 Georges River	52.09	2
3 Mackey, Chad	11 Avondale	52.85	2
4 Barret, Ethan	11 International FS	53.18	2
5 Wahl, Gabriel	12 International Gr	55.28	2
6 Kelly, Liam	11 Hunter Valley GS	55.31	2
7 Bailey, Callum	11 Redeemer	57.06	1
8 Magotti, Eraga	11 Hills Grammar	57.25	2
9 Bolton, Lachlan	11 Redeemer	58.43	2
10 Taranto, Harrison	11 Illawarra	58.84	1
11 Hughes, Lleyton	11 Shellharbour	1:06.24	1

Event 154 Boys 18-19 400 Meter

Name	Year School	Finals
------	-------------	--------

1	Bunny, Oliver	12	St Philips N	54.47
2	Ledger, Richard	12	St Lukes	55.48
3	Griffiths, Matthew	12	Newcastle GS	55.79
4	Tumai, Caleb	12	Redeemer	58.32
5	Woods, Myles	12	Hills Adv	58.65
6	Poyitt, Martyn	12	Redeemer	59.12
7	Goulding, Harry	12	Broughton	1:01.06
8	Sims, Daniel	12	Broughton	1:10.96

Event 155 Girls 13 Long

Name	Year	School	Finals	
1	Bennett-Smith, Kirra	8	Wollondilly	4.71m
2	Belunek, Mischa	7	International Gr	4.59m
3	Budai, Iluka	7	Illawarra	4.34m
4	Ebert, Ella	7	St Philips N	4.30m
5	Rutstein, Danielle	8	Emanuel	4.21m
6	Curtin, Samantha	7	Orange	J4.21m
7	Vine, Imogen	7	Calrossy	4.20m
8	Dummett, Alanna	7	Sapphire Coast	4.17m
9	Hurwood, Emily	7	William Clarke C	4.14m
10	Rule, Charlie	7	Reddam House	3.86m
11	Cassar, Niamh	7	Northholm	3.80m
12	Gailey, Imogen	7	Orange	3.74m
13	Prasad, Ryna	8	St Marks	3.61m
14	Parzakonis, Elizabeth	7	All Saints	3.33m

Event 156 Girls 14 High

Name	Year	School	Finals	
1	Hedley, Sophie	8	Calrossy	1.51m
2	Clews, Sabina	8	Reddam House	1.48m
3	McRae, Monica	7	Montgrove	1.40m
4	Andrianakos, Petria	9	All Saints	J1.40m
5	Stone, Hannah	8	Nowra	1.35m
6	Gaynor, Charlotte	9	Illawarra	J1.35m
7	Van Heekeren, Mackensie	8	Broughton	1.30m
8	Higgins, Sarah	8	Hunter Valley GS	J1.30m
9	Cotrona, Ella	8	Northholm	1.25m

Event 157 Girls 15 Jav

Name	Year	School	Finals	
1	Griffin, Hannah	9	St Columba	25.40m
2	Leechman, Hannah	10	Arndell	24.20m
3	Kelly, Amber	9	Macquarie Col	23.40m
4	Brown, Sophie	9	St Peters	22.98m
5	Lironis, Kristina	9	All Saints	20.57m
6	Fletcher, Olivia	9	Nowra	19.66m
7	Welsh, Ealing	9	Macarthur	18.44m
8	Poyitt, Miriam	9	Redeemer	18.38m
9	Gailey, Gemma	9	Orange	J18.38m
10	Dunlevey-Cooke, Tabitha	9	Glenaeon	18.29m
11	Meier-Kapavale, Grace	9	Wollondilly	16.10m

Event 158 Girls 16 Shot



Name	Year	School	Finals
1 Tombs, Latika	10	Pittwater	11.13m
2 Bennett-Smith, Tara	10	Wollondilly	10.88m
3 Hicks, Caitlyn	11	William Clarke C	10.52m
4 DeJAGER, Bernice	10	Macquarie Col	10.21m
5 McEwan, Georgia	11	Shellharbour	10.16m
6 Kliousis, Sabrina	11	Newcastle GS	9.54m
7 Lindsay, Tinisha	10	Wollondilly	9.34m
8 Burns, Andrea	10	Redeemer	8.37m
9 Tschinkoma, Salima	11	Christadelphian	8.15m
10 Petrick, Telisha	9	Redeemer	7.52m
11 Mulligan, Sophie	10	Orange	5.53m

Event 159 Girls 17 Long

Name	Year	School	Finals
1 Harper, Zoe	12	Scone	4.96m
2 Brady, Monique	11	Broughton	4.91m
3 Williams, Taylor	11	Georges River	4.87m
4 Magner, Sharnee	11	Calrossy	4.60m
5 Sainty, Madeline	11	Arndell	4.49m
6 Jones, Gabrielle	11	Redeemer	3.91m
7 Matheson, Brooke	11	Arden	3.65m

Event 160 Girls 18-19 Disc

Name	Year	School	Finals
1 McEwan, Olivia-Rose	12	Shellharbour	27.92m
2 Fuller, Venus	12	Manning Valley	24.44m
3 Forland, Tayla	12	Georges River	23.94m
4 Diaz, Emily	12	International FS	23.90m
5 Short, Alexandria	12	Hunter Valley GS	22.08m
6 Berra, Shalea	12	Rouse Hill	18.54m
7 Dummett, Olivia	12	Sapphire Coast	16.65m
8 Low, Katherine	12	Arden	15.41m
9 Lamboa, Patricia	12	Redeemer	15.02m

Event 161 Boys 12-14 4x100 Meter Relay

School	Finals	H#
1 International Football School 'A'	50.34	1
1) Hurley, Ashton 7	2) O'Callagan, Jack 7	
3) Spindler, Alex 8	4) Thompson, Colin 9	
2 Rouse Hill Anglican College 'A'	50.64	2
1) Davison, Reece 9	2) Kinghan, Benjamin (Ben) 8	
3) Davison, Jamie 9	4) Cotterill, Cooper 7	
3 Pittwater House 'A'	50.81	1
1) Peupion, Cameron 8	2) Deep, James 7	
3) Grenenger, Sebastian 7	4) Wei, Ethan 8	
4 Calrossy AS 'A'	50.86	2
1) Burnett, William 8	2) Clark, Nathan 8	
3) Eather, Thomas 8	4) Brabrook, Sam 8	
5 Wollondilly Anglican College 'A'	51.16	2
1) Simpson, Mathew 8	2) Neich, Jack 7	
3) Harriman, Brett 7	4) Corns, Bohdine 9	
6 Hunter Valley Grammar 'A'	51.71	1



1) Chesher, Luke 7	2) Chesher, Adam 8		
3) Homan, Jarrod 7	4) Woods, Riley 8		
7 Redeemer BS 'A'		52.56	1
1) Gibson, Adam 8	2) Yuan, Galen 8		
3) Prakash, Adithya 8	4) Sehgal, Aryan 9		
8 Hills Grammar 'A'		52.75	2
1) Loo, Xavier 7	2) Tran, Dylan 8		
3) Hayes, Thomas 9	4) Johnston, Jess 8		
9 Unity Grammar 'A'		54.83	1
1) Elchami, Mahdi 9	2) Elmekhallalati, Youssef 7		
3) Hamdache, Abdul 9	4) Nouredine, Omar 7		

Event 162 Boys 15-19 4x100 Meter Relay

School	Finals
1 Georges River Grammar 'A'	46.13
1) Fomin, Alex 11	2) Edwards, Emmanuel 11
3) Ward, Ethan 11	4) Williams, Zac 12
2 Broughton Anglican College 'A'	46.18
1) Brown, William 12	2) Gillion, Ethan 12
3) Rembridge, Samuel 12	4) Rerekura, Jack 11
3 Arden Anglican School 'A'	46.30
1) Quinn, Liam 12	2) Petterson, Hugh 12
3) Moss, Oliver 11	4) Moraitis, David 11
4 International Football School 'A'	46.80
1) Barret, Ethan 11	2) Sibanda, Bradley 11
3) Caisley, Matthew 11	4) Paddison, Tyrone 11
5 Calrossy AS 'A'	46.82
1) Clarke, Mitchell 9	2) Reading, Mitchell 10
3) Hines, David 12	4) Simshauser, Tyler 12
6 Hunter Valley Grammar 'A'	46.93
1) Cant, Jackson 12	2) Kelly, Liam 11
3) Lefmann, Flynn 11	4) Hope, Samuel 10
7 Redeemer BS 'A'	47.42
1) Lamboa, Chris 11	2) Tumai, Caleb 12
3) Poyitt, James 11	4) Nissan, Alex 11
8 Rouse Hill Anglican College 'A'	47.76
1) Brown, Hamish 11	2) Banganay, Daniel 11
3) Ewers, Amos 10	4) Shields, Ethan 10
9 McDonald College 'A'	49.09
1) Dumapit, Hugo 9	2) Hamilton Shailer, Peter 11
3) Koulos, Alexander 9	4) Slater, Charles 11

Event 163 Girls 12-14 4x100 Meter Relay

School	Finals
1 Calrossy AS 'A'	53.37
1) Klasen, Emma 8	2) Hedley, Sophie 8
3) Palmer, Finella 7	4) New, Ellie 8
2 Hunter Valley Grammar 'A'	54.88
1) Murray, Bella 8	2) Howells, Olivia 8
3) Carroll, Chantel 8	4) Higgins, Sarah 8
3 Arndell AC 'A'	56.01
1) Ferris, Emily 7	2) Evans, Emelia 9
3) Messina, Georgia 7	4) Garton, Annalyse 8
4 The Illawarra Grammar School 'A'	56.27
1) Chauvet, Margaux 8	2) Gaynor, Charlotte 9
3) Bodey, Katherine 7	4) Budai, Iluka 7



5 Pittwater House 'A'	57.09
1) Giladi, Mia 8	
3) Lockhart, Wren 9	
6 Penrith Anglican College 'A'	57.55
1) Puri, Kala 8	
3) Ollson, Sophie 8	
7 International Grammar School 'A'	57.66
1) Belunek, Mischa 7	
3) Brennan, Elise 9	
8 Rouse Hill Anglican College 'A'	58.04
1) Page, Emily 8	
3) Fischer, Kayla 7	
9 Redeemer BS 'A'	1:00.28
1) Thompson, Khelsie 8	
3) Bloomfield, Likara 7	
2) Rowell, Emily 8	
4) Martin, Tamsyn 9	
2) Metcalfe, Madison 8	
4) Wentworth, Clare 8	
2) Taylor, Sabine 9	
4) Staiano, Giorgia 7	
2) Hartwell, Chloe 8	
4) Sosa, Tayelan 8	
2) Lievano, Caitlin 8	
4) Zammit, Mikalah 8	

Event 164 Girls 15-19 4x100 Meter Relay

School	Finals	H#
1 Scone Grammar 'A'	52.63	2
2 Hunter Valley Grammar 'A'	53.19	2
1) O'Brien, Kristina 12		
3) Fisher, Aimee 9		
2) Carroll, Brittany 10		
4) Murray, Bella 8		
3 Georges River Grammar 'A'	53.90	2
1) Reynolds, Olivia 10		
3) De Domizio, Kiara 9		
2) Williams, Taylor 11		
4) Kermond, Emily 10		
4 William Clarke College 'A'	54.03	2
1) Hicks, Caitlyn 11		
3) Death, Tiana 10		
2) Pridmore, Erin 12		
4) Gow, Tiajana 9		
5 Penrith Anglican College 'A'	55.03	2
1) Glasheen, Grace 9		
3) Lambert, Courtney 12		
2) Walton, Talie 10		
4) Lamb, Kaylah 11		
6 Calrossy AS 'A'	55.14	2
1) Heath, Maja 10		
3) Snape, Jordyn 10		
2) Magner, Sharnee 11		
4) Cooper, Jacinta 10		
7 Heritage College Sydney 'A'	56.58	1
1) Kibosomba, Diana 12		
3) Tschinkoma, Salima 11		
2) Trama, Shania 9		
4) William, Sofia 10		
8 Moriah College 'A'	57.47	1
1) Ritch, Jessica 9		
3) Kaplan, Claudia 11		
2) Mendelowitz, Amber 9		
4) Younger, Ashley 10		
9 Redeemer BS 'A'	57.55	1
1) Zammit, Carla 9		
3) Karvon, Chelsey 11		
2) Jones, Gabrielle 11		
4) Burns, Andrea 10		
10 Hills Grammar 'A'	59.37	1
1) Keen, Ashlye 9		
3) Morrissey, Hannah 11		
2) Bhuiyan, Nabeelah 10		
4) Allison, Bridget 11		



AICES ATHLETICS TEAM

Alphabetical Roster

Name	Team	Sex	Age
1. Altona, Shirelle	Central Coast As-Aices	W	17
2. Archer, Blake	Hills Gs-Aices	M	13
3. Arellano Butcher, Jie	Avondale-AICES	M	12
4. Atkinson, Anna	Scone Gs-Aices	W	15
5. Barnes, Jackson	Lakes Gs-Aices	M	12
6. Barret, Ethan	International Fs-Aices	M	17
7. Beck, Oscar	Emanuel School-AICES	M	15
8. Belunek, Mischa	International Gs-Aices	W	13
9. Bennett, Liam	Avondale-AICES	M	13
10. Bennett-Smith, Kirra	Wollondilly Ac-Aices	W	13
11. Bennett-Smith, Tara	Wollondilly Ac-Aices	W	16
12. Bignall, Nicholas	Lakes Gs-Aices	M	14
13. Bodey, Katherine	Illawarra Gs-Aices	W	13
14. Boonstra, Sydney	Central Coast As-Aices	W	12
15. Bosschieter, Britney	St Columba As-Aices	W	15
16. Bourne, Hannah	Pittwater House-AICES	W	15
17. Bowman, Lily	St Lukes Gs-Aices	W	18
18. Brady, Monique	Broughton Ac-Aices	W	17
19. Bray, Lucinda	Hunter Valley Gs-Aices	W	15
20. Brennan, Elise	International Gs-Aices	W	14
21. Brice, Matthew	William Clarke-AICES	M	14
22. Brown, William	Broughton Ac-Aices	M	17
23. Buckham, Jesse	Nowra Ac-Aices	M	15
24. Buckhurst, Darcy	Hunter Valley Gs-Aices	M	16
25. Budai, Iluka	Illawarra Gs-Aices	W	13
26. Bunny, Oliver	St Phillips CC N-Aices	M	18
27. Burnett, William	Calrossy As-Aices	M	13
28. Cains, Anneliese	St Columba As-Aices	W	14
29. Carroll, Brittany	Hunter Valley Gs-Aices	W	16
30. Carroll, Bronte	St Phillips CC G-Aices	W	17
31. Carroll, Chantel	Hunter Valley Gs-Aices	W	14
32. Cartisano, Kloe	Wollondilly Ac-Aices	W	12
33. Casey, Rebecca	Central Coast As-Aices	W	14
34. Cefai, Samantha	Wollondilly Ac-Aices	W	12
35. Chappell, Nicholas	William Clarke-AICES	M	13
36. Charlton, Olviia	Northholm Gs-Aices	W	13
37. Charlton T54 / F57, Julie	Hills Gs-Aices	W	17
38. Chauvet, Margaux	Illawarra Gs-Aices	W	14
39. Clarke, Mitchell	Calrossy As-Aices	M	15
40. Clarke, Zachary	Calrossy As-Aices	M	13
41. Clews, Sabina	Reddam House-AICES	W	14
42. Cliff, Hannah	Lakes Gs-Aices	W	17
43. Comber, Tiana	Penrith Ac-Aices	W	12
44. Cooper, Jacinta	Calrossy As-Aices	W	16
45. Corns, Bohdine	Wollondilly Ac-Aices	M	14
46. Corscadden, Connor	Broughton Ac-Aices	M	14
47. Cotterill, Cooper	Rouse Hill Ac-Aices	M	13

Alphabetical Roster

Name	Team	Sex	Age
48. Cotton, Emma	St Phillips CC Ps-Aices	W	13
49. Creber, Elodie	Macarthur As-Aices	W	15
50. Cruzado, Jio	Penrith Ac-Aices	M	12
51. Davison, Jamie	Rouse Hill Ac-Aices	M	14
52. Davison, Reece	Rouse Hill Ac-Aices	M	14
53. De Rover Tf37, Vincent	St Lukes Gs-Aices	M	16
54. Dean, Hartnell	Pittwater House-AICES	W	12
55. Dearie, Cheyenne	International Fs-Aices	W	15
56. Death, Tiana	William Clarke-AICES	W	16
57. DeJAGER, Bernice	Macquarie College-AICES	W	16
58. Dennison, Finlay	Pittwater House-AICES	M	16
59. Diaz, Emily	International Fs-Aices	W	18
60. Dickson, Evita	St Lukes Gs-Aices	W	13
61. D'Mello, Joshua	Macarthur As-Aices	M	12
62. Dumapit, Hugo	Mc Donald College-AICES	M	15
63. Dumas, Victor	St Lukes Gs-Aices	M	14
64. Dunlop, Reiley	Pittwater House-AICES	M	16
65. Edwards, Emmanuel	Georges River Grammar-AICES	M	17
66. Edwards, Jack	St Lukes Gs-Aices	M	18
67. Estall, Matthew John	Bishop Tyrrell Ac-Aices	M	14
68. Fayers, Cassandra	St Phillips CC N-Aices	W	13
69. Fisher, Aimee	Hunter Valley Gs-Aices	W	15
70. Fitzgibbon-Solis, James	Broughton Ac-Aices	M	16
71. Fletcher, Olivia	Nowra Ac-Aices	W	15
72. Folpp, Isla	Scone Gs-Aices	W	14
73. Fomin, Alex	Georges River Grammar-AICES	M	17
74. Ford, Ethan	Nowra Ac-Aices	M	17
75. Forland, Tayla	Georges River Grammar-AICES	W	18
76. Fountas, Jasmine	Reddam House-AICES	W	17
77. Fuller, Venus	Manning Valley Ac-Aices	W	18
78. Gerlach, Jesse	St Lukes Gs-Aices	M	16
79. Gillion, Ethan	Broughton Ac-Aices	M	18
80. Glover, Jordon	Northholm Gs-Aices	M	17
81. Goodwin, Callum	Scone Gs-Aices	M	12
82. Gordon, Rafael	St Lukes Gs-Aices	M	12
83. Gow, Kiera	William Clarke-AICES	W	12
84. Grant, Riley	Central Coast As-Aices	M	14
85. Gray, Jackson	Broughton Ac-Aices	M	16
86. Grayson, Julian	Sapphire Coast Ac-Aices	M	15
87. Griffin, Hannah	St Columba As-Aices	W	15
88. Groves, Emily	Macarthur As-Aices	W	12
89. Hale, Joseph	St Lukes Gs-Aices	M	17
90. Harbury, Isobel	Newcastle Gs-Aices	W	12
91. Harper, Zoe	Scone Gs-Aices	W	17
92. Harriman, Brett	Wollondilly Ac-Aices	M	13
93. Harrington, Ryan	Hills Ac-Aices	M	16
94. Harrold, Angus	Penrith Ac-Aices	M	16



Alphabetical Roster

Name	Team	Sex	Age
95. Harrold, Hugh	Penrith Ac-Aices	M	12
96. Harrold, Miles	Penrith Ac-Aices	M	14
97. Hawkins, Thomas	Northholm Gs-Aices	M	16
98. Hayward, Madison	William Clarke-AICES	W	15
99. Healey, James	Illawarra Gs-Aices	M	13
100. Heaney, Mitchell	St Phillips CC C-Aices	M	17
101. Hedley, Sophie	Calrossy As-Aices	W	14
102. Heiniger, Chloe	St Lukes Gs-Aices	W	14
103. Henderson, Catriona	St Lukes Gs-Aices	W	14
104. Henderson, Connor	Newcastle Gs-Aices	M	15
105. Herger, Eric	Georges River Grammar-AICES	M	17
106. Herger, Rachael	Georges River Grammar-AICES	W	17
107. Hicks, Caitlyn	William Clarke-AICES	W	16
108. Hicks, Emily	Pittwater House-AICES	W	13
109. Higgins, Sarah	Hunter Valley Gs-Aices	W	14
110. Hill, Andrew	Arden As-Aices	M	12
111. Hill, Caleb	Hunter Valley Gs-Aices	M	17
112. Hobson, Tyler	Avondale-AICES	M	17
113. Holland, Dylan	Shellharbour Ac-Aices	M	17
114. Homan, Jarrod	Hunter Valley Gs-Aices	M	13
115. Howells, Olivia	Hunter Valley Gs-Aices	W	14
116. Huard, Luke	Nowra Ac-Aices	M	16
117. Huard, Toby	Nowra Ac-Aices	M	13
118. Hunt, Alex	Bishop Tyrrell Ac-Aices	M	18
119. Hurley, Ashton	International Fs-Aices	M	13
120. Hutt, Elliot	Illawarra Gs-Aices	M	16
121. Ikuo, Elvice	Redeemer Bs-Aices	W	17
122. Jackson, Nakita	Macquarie College-AICES	W	15
123. James, Benjamin	St Phillips CC C-Aices	M	15
124. James, Emily	St Columba As-Aices	W	12
125. Jamgotchian, Emily	Northholm Gs-Aices	W	16
126. Jenkins, Cooper	Hunter Valley Gs-Aices	M	15
127. Jones, Gabrielle	Redeemer Bs-Aices	W	17
128. Kapr, Martin	St Lukes Gs-Aices	M	15
129. Kelly, Amber	Macquarie College-AICES	W	15
130. Kendall, Hayden	Lakes Gs-Aices	M	17
131. Kennedy, Chloe	Rouse Hill Ac-Aices	W	13
132. Kermond, Emily	Georges River Grammar-AICES	W	16
133. Kinghan, Benjamin (Ben)	Rouse Hill Ac-Aices	M	14
134. Klasen, Emma	Calrossy As-Aices	W	14
135. Kliouisis, Sabrina	Newcastle Gs-Aices	W	16
136. Kranendonk, Bethany	Lakes Gs-Aices	W	16
137. Kudaya-More, Ed	Redeemer Bs-Aices	M	16
138. Last, Corey	Reddam House-AICES	M	13
139. Lauano, Praise	Thomas Hassall Ac-Aices	W	12
140. Lawrence, Rachel	William Clarke-AICES	W	16
141. Ledger, Richard	St Lukes Gs-Aices	M	18



Alphabetical Roster

Name	Team	Sex	Age
142. Leechman, Hannah	Arndell Ac-Aices	W	15
143. Lefmann, Flynn	Hunter Valley Gs-Aices	M	17
144. Leifi, Joshua	Wollemi Ac-Aices	M	13
145. Leifi, Mitchell	Wollemi Ac-Aices	M	15
146. Loo, Zavier	Hills Gs-Aices	M	13
147. Lott, Stephen	St Phillips CC N-Aices	M	18
148. Mackey, Chad	Avondale-AICES	M	17
149. Makko, Chloe	Thomas Hassall Ac-Aices	W	18
150. Manente, Luca	William Clarke-AICES	M	15
151. Marshall, Ryan	St Lukes Gs-Aices	M	14
152. Martin, Elizabeth	Illawarra Gs-Aices	W	17
153. Martin, Lachlan	Pittwater House-AICES	M	16
154. Martin, Patrick	William Clarke-AICES	M	16
155. Martin, Tamsyn	Pittwater House-AICES	W	14
156. Matheson, Brooke	Arden As-Aices	W	17
157. Mathias, Askil	Hunter Valley Gs-Aices	M	17
158. Matthes, Dylan	Avondale-AICES	M	18
159. Maua, Jaylen	Central Coast As-Aices	M	18
160. Maxwell, Jesse	St Phillips CC N-Aices	M	17
161. Mayled, Deanna	Hunter Valley Gs-Aices	W	14
162. McEwan, Georgia	Shellharbour Ac-Aices	W	16
163. McEwan, Olivia-Rose	Shellharbour Ac-Aices	W	18
164. Mcintosh, James	Avondale-AICES	M	18
165. McKechnie, Anna	Lakes Gs-Aices	W	12
166. McKinley, Bella	Scone Gs-Aices	W	15
167. McNally, Maddison	Hunter Valley Gs-Aices	W	16
168. McRae, Monica	Montgrove College-AICES	W	14
169. McShane-Cale, Summer	Central Coast As-Aices	W	14
170. Meier-Kapavale, Marie-Luise	Wollondilly Ac-Aices	W	17
171. Melliush, Sarah	Broughton Ac-Aices	W	12
172. Meurant, Kate	Shellharbour Ac-Aices	W	12
173. Mihellis, Terry	St Phillips CC G-Aices	M	16
174. Mills, Jack Alexander Myles	St Columba As-Aices	M	13
175. Mitchell, Sophie	Pittwater House-AICES	W	13
176. Mitchell, Tia	Pittwater House-AICES	W	13
177. Mizzi, Damien	Wollemi Ac-Aices	M	16
178. Monica, McRae	Montgrove College-AICES	W	14
179. Monk, Montana Lily	Bishop Tyrrell Ac-Aices	W	12
180. Moore, Anais Jean	Bishop Tyrrell Ac-Aices	W	16
181. Morgan, Ella	Montgrove College-AICES	W	13
182. Morgan, Nicholas	Macquarie College-AICES	M	18
183. Mullaney, Natasha	Illawarra Gs-Aices	W	17
184. Murray, Bella	Hunter Valley Gs-Aices	W	14
185. Navusolo, Jezebel	Lakes Gs-Aices	W	14
186. Nekic, Abby	Georges River Grammar-AICES	W	16
187. Nelson, Timothy	Wollondilly Ac-Aices	M	15
188. New, Ellie	Calrossy As-Aices	W	13



Alphabetical Roster

Name	Team	Sex	Age
189. Nicholson, Edwin	Hunter Valley Gs-Aices	M	15
190. Nicholson, William	Calrossy As-Aices	M	15
191. Noakes, Thomas	Macarthur As-Aices	M	13
192. O'Brien, Anthony	Scone Gs-Aices	M	15
193. O'Brien, Kristina	Hunter Valley Gs-Aices	W	17
194. O'Brien, Sophie	Scone Gs-Aices	W	15
195. O'Callagan, Jack	International Fs-Aices	M	13
196. Offord, Dylan	Macarthur As-Aices	M	14
197. Offord, Matilda	Macarthur As-Aices	W	17
198. Ogle, Nicole	Macquarie College-AICES	W	18
199. O'Neil, Carl	Pittwater House-AICES	M	17
200. Osborne, Travis	Rouse Hill Ac-Aices	M	16
201. Osmany, Aqeelah	Amity College	W	12
202. Owen, Zaine	Rouse Hill Ac-Aices	M	12
203. Paddison, Tyrone	International Fs-Aices	M	16
204. Page, Emily	Rouse Hill Ac-Aices	W	13
205. Palmer, Finella	Calrossy As-Aices	W	13
206. Parrish, Hugo	Illawarra Gs-Aices	M	12
207. Paterson, Kye (Brec)	Shellharbour Ac-Aices	W	16
208. Pavy, Zac	Orange Gs-Aices	M	14
209. Perich, Laura	Macarthur As-Aices	W	17
210. Perry, Lauren	Penrith Ac-Aices	W	15
211. Peterson, Kate	William Clarke-AICES	W	14
212. Polinsky, Liam	Penrith Ac-Aices	M	17
213. Potter, Stephanie	International Gs-Aices	W	15
214. Power, Kenshin	Macarthur As-Aices	M	12
215. Prasad, Ryna	St Mark's College AICES	W	13
216. Ratabua, Jerry	Avondale-AICES	M	14
217. Reading, Mitchell	Calrossy As-Aices	M	15
218. Redhead, Joshua	Hunter Valley Gs-Aices	M	13
219. Reedy, Oliver	William Clarke-AICES	M	12
220. Reid, Amy	Hills Ac-Aices	W	16
221. Reid, Jonathan	Hills Ac-Aices	M	13
222. Rembridge, Samuel	Broughton Ac-Aices	M	17
223. Rerekura, Jack	Broughton Ac-Aices	M	17
224. Richardson, Jessica	St Phillips CC N-Aices	W	13
225. Ritch, Jessica	Moriah College-AICES	W	15
226. Rollings, Sebastian	Hunter Valley Gs-Aices	M	14
227. Ross, Amelia	Hunter Valley Gs-Aices	W	15
228. Ruhs, Michael	Thomas Hassall Ac-Aices	M	14
229. Rutstein, Danielle	Emanuel School-AICES	W	13
230. Ryan, Jorja-Kate	Penrith Ac-Aices	W	12
231. Sadler, Laura	Scone Gs-Aices	W	14
232. Said T13, Benjamin	St Lukes Gs-Aices	M	14
233. Samuels, Zachary	Arden As-Aices	M	17
234. Savaiko, Junior	Redeemer Bs-Aices	M	16
235. Saxby, Riley	St Phillips CC C-Aices	M	13



Alphabetical Roster

Name	Team	Sex	Age
236. Seal, James	Illawarra Gs-Aices	M	16
237. Segar, Nina	Illawarra Gs-Aices	W	12
238. Sendt, Caitlin	Macarthur As-Aices	W	15
239. Seton, Georgina	Macarthur As-Aices	W	15
240. Sgouros, Christian	St Euphemia-AICES	M	15
241. Sharwood, Isaac	International Gs-Aices	M	15
242. Shaw, Kieran	Mc Donald College-AICES	M	14
243. Sikma, Luke	Arndell Ac-Aices	M	12
244. Simpson, Mathew	Wollondilly Ac-Aices	M	13
245. Smith, Aaron	William Clarke-AICES	M	13
246. Smith, Lachlan	St Peters Ac-Aices	M	13
247. Soin, Nanki	St Lukes Gs-Aices	W	15
248. Spindler, Alex	International Fs-Aices	M	14
249. Steele, Sianna	Penrith Ac-Aices	W	16
250. Stone, Hannah	Nowra Ac-Aices	W	14
251. Tapp, Sharna	Calrossy As-Aices	W	16
252. Tegel, Ethan	Hills Gs-Aices	M	16
253. Thomas, Elizabeth	Lakes Gs-Aices	W	12
254. Thompson, Colin	International Fs-Aices	M	14
255. Thomson, Cooper	Nowra Ac-Aices	M	15
256. Timms, Oliver	Arden As-Aices	M	13
257. Tombs, Latika	Pittwater House-AICES	W	16
258. Toumi-Cussiniet T35, Illyphe	Pittwater House-AICES	M	15
259. Tumai, Caleb	Redeemer Bs-Aices	M	19
260. Turner, Bryce Mark Derek	St Columba As-Aices	M	12
261. Twyford, Olivia	Bishop Tyrrell Ac-Aices	W	17
262. Van Dyk, Byron	St Peters Ac-Aices	M	14
263. Vermaak, Ruben	Shellharbour Ac-Aices	M	17
264. Vlatko, Anthony	International Gs-Aices	M	15
265. Wade, Leah	Hunter Valley Gs-Aices	W	18
266. Wallace, Lucy	Hills Gs-Aices	W	12
267. Waller, Zachary	Northholm Gs-Aices	M	14
268. Ward, Ethan	Georges River Grammar-AICES	M	17
269. Ward, Lauren	Macarthur As-Aices	W	13
270. Wells, Mason	International Fs-Aices	M	13
271. Wentworth, Clare	Penrith Ac-Aices	W	14
272. Whicker, Cameron	St Maroun's College-AICES	M	17
273. Williams, Georgia	Shellharbour Ac-Aices	W	12
274. Williams, Rumer	St Peters Ac-Aices	W	17
275. Williams, Taylor	Georges River Grammar-AICES	W	17
276. Williams, Zac	Georges River Grammar-AICES	M	18
277. Willis, Jackson	Orange Gs-Aices	M	14
278. Wood, Lucy	Macarthur As-Aices	W	13
279. Woodgate, Ruby	Northholm Gs-Aices	W	12
280. Woods, Myles	Hills Ac-Aices	M	18
281. Young, Reuben	Penrith Ac-Aices	M	12

Students in CIS Athletics Merit Team

Hannah Leechman	Arndell Anglican College	Zac Pavy	Orange Anglican Grammar School
Dylan Matthes	Avondale School	Hugh Harrold	Penrith Anglican College
Jie Arellano Butcher	Avondale School	Miles Harrold	Penrith Anglican College
Liam Bennett	Avondale School	Tiana Comber	Penrith Anglican College
Matthew Estall	Bishop Tyrrell Anglican College	Emily Hicks	Pittwater House
Montana Monk	Bishop Tyrrell Anglican College	Illyphe Toumi-Cussinnet	Pittwater House
Connor Corscadden	Broughton Anglican College	Caleb Tumai	Redeemer Baptist School
Monique Brady	Broughton Anglican College	Chloe Kennedy	Rouse Hill Anglican College
Sarah Melluish	Broughton Anglican College	Emily Page	Rouse Hill Anglican College
Mitchell Reading	Calrossy Anglican School	Anna Atkinson	Scone Grammar School
William Burnett	Calrossy Anglican School	Callum Goodwin	Scone Grammar School
Emma Klasen	Calrossy Anglican School	Laura Sadler	Scone Grammar School
Sophie Hedley	Calrossy Anglican School	Sophie O'brien	Scone Grammar School
Jaylen Maua	Central Coast Adventist School	Zoe Harper	Scone Grammar School
Rebecca Casey	Central Coast Adventist School	Dylan Holland	Shellharbour Anglican College
Riley Grant	Central Coast Adventist School	Olivia-Rose McEwan	Shellharbour Anglican College
Abbey Nedic	Georges River Grammar	Ruben Vermaak	Shellharbour Anglican College
Eric Herger	Georges River Grammar	Anneliese Cains	St Columba Anglican School
Rachael Herger	Georges River Grammar	Emily James	St Columba Anglican School
Myles Wood	Hills Adventist College	Ben Said	St Luke's Grammar School
Amy Reid	Hills Adventist College	Evita Dickson	St Luke's Grammar School
Jonathan Reid	Hills Adventist College	Jack Edwards	St Luke's Grammar School
Askil Mathias	Hunter Valley Grammar School	Rafael Gordon	St Luke's Grammar School
Brittany Carroll	Hunter Valley Grammar School	Richard Ledger	St Luke's Grammar School
Cooper Jenkins	Hunter Valley Grammar School	Ryan Marshall	St Luke's Grammar School
Deanna Mayled	Hunter Valley Grammar School	Ryna Prasad	St Mark's Coptic Orthodox College
Jarrold Homan	Hunter Valley Grammar School	Byron Van Dyk	St Peter's Anglican College
Emily Diaz	International Football School	Rumer Williams	St Peter's Anglican College
Anthony Vlatko	International Grammar School	Stephen Lott	St Philip's Christian College
Mischa Belunek	International Grammar School	Benjamin James	St Philip's Christian College, Cessnock
Stephanie Potter	International Grammar School	Bronte Carroll	St Philip's Christian College, Cessnock
Bethany Kranendonk	Lakes Grammar	Riley Saxby	St Philip's Christian College, Cessnock
Elizabeth Thomas	Lakes Grammar	Blake Archer	The Hills Grammar School
Jackson Barnes	Lakes Grammar	Ethan Tegel	The Hills Grammar School
Nicholas Bignall	Lakes Grammar	Julie Charlton	The Hills Grammar School
Dylan Offord	Macarthur Anglican School	Elizabeth Martin	The Illawarra Grammar School
Lauren Ward	Macarthur Anglican School	Hugo Parrish	The Illawarra Grammar School
Laura Perich	Macarthur Anglican School	James Healey	The Illawarra Grammar School
Matilda Offord	Macarthur Anglican School	James Seal	The Illawarra Grammar School
Thomas Noakes	Macarthur Anglican School	Margaux Chauvet	The Illawarra Grammar School



Bernice DeJager	Macquarie College	Praise Lauano	Thomas Hassall Anglican College
Nicholas Morgan	Macquarie College	Caitlyn Hicks	William Clarke College
Nicole Ogle	Macquarie College	Kate Peterson	William Clarke College
Connor Henderson	Newcastle Grammar School	Madison Hayward	William Clarke College
Sabrina Kliousis	Newcastle Grammar School	Tiana Death	William Clarke College
Emily Jamgotchian	Northholm Grammar School	Nicholas Chappell	William Clarke College
Ethan Ford	Nowra Anglican College	Mitchell Leifi	Wollemi College
Kyle Ekstrom	Oakhill College	Kirra Bennett-Smith	Wollondilly Anglican College
		Marie-Luise Meier-Kapavale	Wollondilly Anglican College



SPORTS POINTS SCORE SUMMARY



2016 Sports Pointscore

Below is a breakdown of the point score by Association for 2016

1st = 8pts down to 8th = 1

Teams Events	CDSSA	HRIS	SASSA	WAS	NASSA	HZSA	ISD	SWISSA
Girls Basketball	5	7	3	4	8	6	0	0
Boys Basketball	4	8	1	5.5	5.5		2	3
16 Girls Hockey	0	7	0	8	5	7	0	0
Swimming	5	7	4	1	8	6	2	3
Swimming Percentage	4	5	7	1	8	6	2	3
15 Boys Touch	2	8	4	7	6	6	0	3
15 Girls Touch	3	8	2	5	7	5	6	0
Open Boys Touch	2	7	5.5	4	0	4	5.5	3
Open Girls Touch	3	4	2	5	6	8	8	0
15 Netball	4	6	3	5	7	7	0	0
Open Netball	5	8	3	5	7	8	0	2
Boys Football Opens	5.5	5.5	4	0	7	5	8	2
Girls Football Opens	4	8	5	0	7	3	0	3
Boys Football 15yrs	6	7	3	0	8	6	0	4
Girls Football 15yrs	6	7	3	0	8	5	0	5
Boys Open Hockey	0	8	0	6	5	4	0	0
Girls Open Hockey	0	7	0	8	5	7	0	0
Cross Country	5	8	3	4	7	6	1	2
Cross Country Percentage	3	6	4	8	7	6	1	2
15 Football Girls	6	7	3	0	8	4	0	5
15 Football Boys	6	7	3	0	8	5	0	4
Athletics	5	8	4	1	7	6	2	3
Athletics Percentage	5	8	4	1	7	6	2	3
15 Girls Basketball	5	7	3	0	8	6	4	0
15 Boys Basketball	3	8	4	0	5	7	6	0
Softball	0	5	0	0	8	7	0	0
Total Overall Score	96.5	182.5	77.5	78.5	172.5	146	49.5	50
Overall Place	4	1	6	5	2	3	8	7
Total % Score	303	365	481	411	422	347	178	259
% Place	6	4	1	3	2	5	8	7

Individual Sport Results

Sport	Winner	Runner Up
AICES Cup – Girls Basketball	St Lukes Grammar	Central Coast AS
AICES Cup – Boys Basketball	St Lukes Grammar	Northholm Grammar
AICES Cup - Girls Tennis	The McDonald College	William Clarke College
AICES Cup - Boys Tennis	The McDonald College	Broughton AC
Boys Open Tennis *	Rhys Searant (IFS)	Matthew Ellis (IFS)
Girls Open Tennis *	Grace Schumacher (ASC)	Jenna Kaplan (TES)
AICES Cup – Open Netball	Arndell AC	Georges River Grammar
AICES Cup – 15 Netball	St Lukes GS	William Clarke College
Girls Water Polo	St Lukes GS	Calrossy AS
Boys Water Polo	Reddam House	St Lukes GS
Boys 15 Tennis	Cooper Griffiths - International FS	Ryan Kitchin - International GS
Girls 15 Tennis	Taylah Lawless- Arndell AC	Chloe Katerdjian - International GS

Open Tennis * = Based on Australian Rankings



2016 AWARDS



AIRES COLOURS 2016

Athletics	Hunter Valley GS	Askil Mathias	Hockey	St Philip's Newcastle	Ella Hewat
Athletics	Lakes GS	Bethany Kranendonk	Hockey	Calrossy AS	Emily Chaffey
Athletics	St Phillips CC G	Bronte Carroll	Hockey	Arden AS	Grace Craig
Athletics	Arden AS	Brooke Matheson	Hockey	Kinross Wolaroi	Harry Williams
Athletics	William Clarke	Caitlyn Hicks	Hockey	Georges River GS	Jack Thompson
Athletics	Hunter Valley GS	Caleb Hill	Hockey	Pittwater House	Jack Pickering
Athletics	Redeemer BS	Caleb Tumai	Hockey	Calrossy AS	Jack Watson
Athletics	Pittwater House	Carl O'Neil	Hockey	Calrossy AS	Jeremy Blakely
Athletics	Thomas Hassall AC	Chloe Makko	Hockey	Kinross Wolaroi	Kate Hall
Athletics	Shellharbour AC	Dylan Holland	Hockey	Pittwater House	Lexie Pickering
Athletics	Avondale	Dylan Matthes	Hockey	Hunter Valley GS	Madeleine Russell
Athletics	Redeemer BS	Ed Kudaya-More	Hockey	Calrossy AS	Matthew Scott
Athletics	Illawarra GS	Elizabeth Martin	Hockey	Macarthur AS	Michael Zenkis
Athletics	Illawarra GS	Elliot Hutt	Hockey	Reddam	Miles Davies
Athletics	Northholm GS	Emily Jamgotchian	Hockey	Newcastle GS	Mitchell Bisson
Athletics	International FS	Emily Diaz	Hockey	Hunter Valley GS	Neve Dibley
Athletics	Georges River Grammar	Emmanuel Edwards	Hockey	Orange GS	Pip Mannix
Athletics	Georges River Grammar	Eric Herger	Hockey	All Saints College	Rachel Corbett-Jones
Athletics	International FS	Ethan Barrett	Hockey	The Scots School	Sam Flude
Athletics	Nowra AC	Ethan Ford	Hockey	Hunter Valley GS	Sebastian Rollings
Athletics	Georges River Grammar	Ethan Ward	Netball	Kinross Wolaroi	Alice Litchfield
Athletics	Hunter Valley GS	Flynn Lefmann	Netball	St Philip's PS	Bailee Relf
Athletics	Redeemer BS	Gabrielle Jones	Netball	Pittwater House	Latika Tombs
Athletics	Shellharbour AC	Georgia McEwan	Netball	Georges River GS	Laura Henderson
Athletics	Lakes GS	Hannah Cliff	Netball	All Saints College	Libby Crampton
Athletics	Lakes GS	Hayden Kendall	Netball	The Scots School	Madeleine Ogilvy
Athletics	St Lukes GS	Jack Edwards	Netball	Hunter Valley GS	Moana Ngatuvai
Athletics	Broughton AC	Jackson Gray	Netball	Macquarie College	Nakita Jackson
Athletics	Avondale	James McIntosh	Netball	The Illawarra GS	Ruby Pallone
Athletics	Reddam House	Jasmine Fountas	Netball	St Columba AS	Sally Jenkins
Athletics	Central Coast AS	Jaylen Maua	Netball	Pittwater House	Tyra Hugill
Athletics	St Phillips CC N	Jesse Maxwell	Rugby	Arndell College	Ben Tagg
Athletics	Northholm GS	Jordon Glover	Rugby	Rouse Hill	Benjamin Meyer
Athletics	St Lukes GS	Joseph Hales	Rugby	St Lukes GS	Cam Pitts
Athletics	Hills GS	Julie Charlton	Rugby	Calrossy AS	Charles Meyers
Athletics	Hunter Valley GS	Kristina O'Brien	Rugby	Calrossy AS	David Hines
Athletics	Pittwater House	Lachlan Martin	Rugby	Pittwater House	Jacob Van Dyke
Athletics	Macarthur AS	Laura Perich	Rugby	Reddam	James Flaherty
Athletics	Hunter Valley GS	Leah Wade	Rugby	Hunter Valley GS	James Starkey
Athletics	Wollondilly AC	Marie-Luise Meier-Kapavale	Rugby	Nowra AC	Jesse Heslehurst
Athletics	Macarthur AS	Matilda Offord	Rugby	Hunter Valley GS	Liam Kelly
Athletics	St Phillips CC C	Mitchell Heaney	Rugby	Reddam	Nathan Vougdis
Athletics	Broughton AC	Monique Brady	Rugby	Shellharbour	Ruben Vermaak
Athletics	Hills AC	Myles Woods	Rugby	Calrossy AS	Tyler Simshauser
Athletics	Illawarra GS	Natasha Mullaney	Rugby	Calrossy AS	William Buster
Athletics	Macquarie College	Nicholas Morgan	Softball	Masada	Jessica Alvaro
Athletics	Macquarie College	Nicole Ogle	Softball	Masada	Claudia Alvaro
Athletics	Bishop Tyrrell AC	Olivia Twyford	Softball	Northholm GS	Jessica Anderson
Athletics	Shellharbour AC	Olivia-Rose McEwan	Softball	Macarthur AS	Madison Baker
Athletics	Georges River Grammar	Rachael Herger	Softball	Thomas Hassell AC	Breanna Evans
Athletics	William Clarke	Rachel Lawrence	Softball	Northholm GS	Lily Jehn



Athletics	St Lukes GS	Richard Ledger	Softball	William Clarke	Sara Mallison
Athletics	Shellharbour AC	Ruben Vermaak	Softball	Penrith AC	Georgia Murray
Athletics	St Peters AC	Rumer Williams	Softball	Georges River GS	Alyssa Ribarovski
Athletics	Newcastle GS	Sabrina Kliousis	Softball	Penrith AC	Jorja-Kate Ryan
Athletics	Central Coast AS	Shirelle Altona	Softball	Penrith AC	Lucy Schuster
Athletics	St Phillips CC N	Stephen Lott	Swimming	William Clarke	Brooke Irving
Athletics	Georges River Grammar	Taylor Williams	Swimming	Hills Ad Col	Christine Shin
Athletics	International FS	Tyrone Paddison	Swimming	William Clarke	Elise Craig
Athletics	Manning Valley AC	Venus Fuller	Swimming	Northholm	Emily Steer
Athletics	Georges River Grammar	Zac Williams	Swimming	Thomas Hassall	Emmaline Furley
Athletics	Arden AS	Zachary Samuels	Swimming	The Illawarra Grammar	Ethan Dorrian
Athletics	Scone GS	Zoe Harper	Swimming	The Illawarra Grammar	Georgia Robson
Basketball	Rouse Hill AC	Adriel Carino	Swimming	Calrossy	Jaimie Prendergast
Basketball	Emanuel School	Aidan Zlotnick	Swimming	St Lukes Grammar	Jasmine Follett
Basketball	St Luke's GS	Annie Henderson	Swimming	William Clarke	Joel Ivory
Basketball	Hunter Valley GS	Bianca Green	Swimming	Arden	Justin Mclean
Basketball	Reddam House	Codie Cooper	Swimming	Calrossy	Kate Bolte
Basketball	St Luke's GS	Georgia Maher	Swimming	Penrith AC	Kayla Bentley
Basketball	St Lukes GS	Isabella Carpenter	Swimming	The Illawarra Grammar	Kelsey Cresswell
Basketball	Northholm GS	Jack Toohey	Swimming	Bishop Tyrrell	Maddison Elliott
Basketball	Central Coast AS	Jaylen Maua	Swimming	Hunter Valley	Moana Ngatuvai
Basketball	Macquarie College	Jonah Armstrong	Swimming	St Phillips G	Myles Baliey
Basketball	Hunter Valley GS	Lachlan Beavis	Swimming	William Clarke	Nicole Cheung
Basketball	Bishop Tyrrell AC	Maddison Nowland	Swimming	William Clarke	Olivia Fry
Basketball	All Saints College	Neive Roebuck	Swimming	Macquarie College	Rhys Hughes
Basketball	St Columba AS	Nelson Lee	Swimming	Moriah College	Sabrina Penkin
Basketball	St Luke's GS	Olivia Mills	Swimming	Macarthur AS	Sophia Seton
Basketball	Macquarie College	Selina McCloskey	Swimming	Hunter Valley	Sophie Hodgson
Basketball	Georges River GS	Tasmyn Haynes	Swimming	Nowra Anglican	Sophie Jones
Basketball	St Phillip's CC	Tim Beckhouse	Swimming	St Phillips-NC	Tiarne Spice
Basketball	Northholm GS	Zack Stosic	Swimming	Masada	Yarin Solnik
Cross Country	Newcastle GS	Caleb Agostino-Morrow	Swimming	Northholm	Zac Attard
Cross Country	Kinross Wolaroi	Connor Whiteley	Tennis	McDonald College	Anastasia Berezov
Cross Country	Heritage College S	Diana Kibasomba	Tennis	The McDonald College	Ashley Lauweriks
Cross Country	Shellharbour AC	Dylan Holland	Tennis	Hunter Valley GS	Brittany Carroll
Cross Country	Moriah College	Eliza Woods	Tennis	Broughton AC	Connor Johnson
Cross Country	The Illawarra GS	Elizabeth Martin	Tennis	St Luke's GS	Daniela Novakovic
Cross Country	Arden AS	Ella Cliff	Tennis	The McDonald College	Ethan Lye
Cross Country	Northholm GS	Emily Jamgotchian	Tennis	Emanuel School	Jenna Kaplan
Cross Country	Macarthur AS	Emmanuel Pediotis	Tennis	Moriah College	Lara Kaplan
Cross Country	St Philips N	Isaac Weston	Tennis	International FS	Matthew Ellis
Cross Country	St Philips N	Jesse Maxwell	Tennis	McDonald College	Nicci Vesley
Cross Country	Hunter Valley GS	Kristina O'Brien	Tennis	McDonald College	Nikita Volonski
Cross Country	St Philips N	Liam Cromarty	Tennis	International FS	Rhys Searant
Cross Country	Macarthur AS	Matilda Offord	Tennis	International FS	Ryan Harford
Cross Country	International Football School	Matt Ellis	Tennis	International FS	Teodora Jovic
Cross Country	Macquarie College	Nicole Ogle	Tennis	Amity College	Uma Likic
Cross Country	Sapphire Coast AC	Olivia Dummett	Tennis	All Saints Grammar	William Hatzis
Cross Country	Newcastle GS	Phoebe O'Keeffe	Touch Football	Shellharbour AC	Allira Simon
Cross Country	International Football School	Rhys Searant	Touch Football	Reddam House	Caitlin Robinson
Cross Country	William Clarke	Thomas Driscoll	Touch Football	Rouse Hill AC	Caitlin Rogers
Football	Unity Grammar	Aref El Chami	Touch Football	Avondale	Chad Mackey
Football	Illawarra GS	Ashley Dribbus	Touch Football	Georges River GS	Connor Wilkinson
Football	Illawarra GS	Ashley Grozdanov	Touch Football	Arden AS	Cooper Pascoe
Football	Penrith AC	Ashley Irwin	Touch Football	Kinross Wolaroi	Craig Simpson



Football	Reddam House	Bailey Rule	Touch Football	The Hills GS	Daniel Guy
Football	International FS	Bradley Sibanda	Touch Football	Scone GS	Demi Farrell
Football	Rouse Hill AC	Caitlyn Rogers	Touch Football	Reddam House	Gabbi Glazer
Football	Heritage College Sydney	Charles M'mombwa	Touch Football	Bishop Tyrrell AC	Hayden Yates
Football	International FS	Cooper Buswell	Touch Football	Rouse Hill AC	Joel Rogers
Football	Reddam House	Darcy Burgess	Touch Football	St Philip's PS	Jordan Pritchett
Football	The Hills GS	David Malishev	Touch Football	The Hills GS	Karl Jammal
Football	William Clarke College	Erin Pridmore	Touch Football	Reddam House	Kiarna Dymock
Football	The Pittwater House Schools	Gianni Stensness	Touch Football	Reddam House	Kristy Wachman
Football	St Columba AS	Hannah Jones	Touch Football	St Euphemia College	Krystian Papadopoulos
Football	Hunter Valley GS	Jenna Kennedy	Touch Football	St Philip's PS	Laney Hessels
Football	Moriah College	Jordan Koton	Touch Football	Scone GS	Lauryn Crackett
Football	International FS	Kaylah Pisani	Touch Football	The Scots School	Madeleine Ogilvy
Football	St Philip's Newcastle	Kent Harrison	Touch Football	Macarthur AS	Matilda Offord
Football	Hunter Valley GS	Lucy Kell	Touch Football	St Columba AS	Sam Begbie
Football	Shellharbour AC	Luke DeBrot	Touch Football	Rouse Hill AC	Travis Osborne
Football	Reddam House	Marley Beeston	Water Polo	St Lukes GS	Aimee Gladstone
Football	Georges River	Mauro Leon	Water Polo	St Lukes GS	Chloe Gladstone
Football	Illawarra GS	Rebekah Hutton	Water Polo	St Lukes GS	Dallas Lowry
Football	Thomas Hassall AC	Rhea D'Mello	Water Polo	St Lukes GS	Catriona Henderson
Football	Hunter Valley GS	Samuel Webb	Water Polo	Calrossy AS	Chelsea Lehman
Football	St Philip's Newcastle	Sarah Moore	Water Polo	Calrossy AS	Abby Griffiths
Football	Broughton AC	Shelby Wootton	Water Polo	Central Coast AS	Jenna Rowe
Football	Thomas Hassall	Stephanie Taylor	Water Polo	Pittwater House	Wren Lockhart
Football	Penrith AC	Talie Walton	Water Polo	Pittwater House	Megan Shaw
Football	St Philip's Newcastle	Thomas Stewart	Water Polo	Lakes GS	Whitney Akhurst
Football	Unity Grammar	Zacharia Hawchar	Water Polo	Kinross Wolaroi	Emma Holman
Football	Illawarra GS	Zoe Dribbus	Water Polo	Pittwater House	James Finn
Hockey	St Philip's Newcastle	Abbey Morris	Water Polo	St Luke's GS	Matthew King
Hockey	Calrossy AS	Alex Taggart	Water Polo	St Luke's GS	Hamish Robertson
Hockey	Kinross Wolaroi	Ally Thurn	Water Polo	St Luke's GS	Jamie Samuel
Hockey	Calrossy AS	Angus Wolfgang	Water Polo	Reddam House	Jaiden Fairhead
Hockey	Kinross Wolaroi	Annabelle Tierney	Water Polo	Reddam House	Joshua Collins
Hockey	Hunter Valley GS	Asta Johnson	Water Polo	Reddam House	Joshua Stotski
Hockey	Kinross Wolaroi	Babs King-Christopher	Water Polo	Reddam House	Daniel Milgrom
Hockey	Nowra AC	Callum McKay	Water Polo	Reddam House	Sam Rigby
Hockey	The Illawarra GS	Chloe Johnston	Water Polo	William Clarke	Benjamin Wilson
Hockey	The Illawarra GS	Claire Smallhorn	Water Polo	William Clarke	Cameron Wilson



HONOURS 2016

AFL	Scone Grammar School	Ky McGrath	Football	International Football School	Cooper Buswell
AFL	Scone Grammar School	Sam Heaton	Football	Reddam House	Darcy Burgess
Athletics	Broughton AC	Monique Brady	Football	Pittwater House	Gianni Stensness
Athletics	St Phillips CC G	Bronte Carroll	Football	St Philip's Christian College	Thomas Stewart
Athletics	Hills GS	Julie Charlton	Football	William Clarke College	Erin Pridmore
Athletics	International FS	Emily Diaz	Golf	Kinross Wolaroi School	James Conran
Athletics	St Lukes GS	Jack Edwards	Golf	St Philip's Christian College, PS	Connor Benjamin
Athletics	Nowra AC	Ethan Ford	Golf	Avondale School	Chad MacKey
Athletics	Reddam House	Jasmine Fountas	Hockey	Newcastle Grammar School	Mitchell Bisson
Athletics	Manning Valley AC	Venus Fuller	Hockey	Calrossy Anglican School	Jeremy Blakely
Athletics	Scone GS	Zoe Harper	Hockey	Reddam House (Years 10-12)	Miles Davis
Athletics	Georges River Grammar	Eric Herger	Hockey	Nowra Anglican College	Callum McKay
Athletics	Georges River Grammar	Rachael Herger	Hockey	Pittwater House	Jack Pickering
Athletics	William Clarke	Caitlyn Hicks	Hockey	Calrossy Anglican School	Matthew Scott
Athletics	Shellharbour AC	Dylan Holland	Hockey	Arden Anglican School	Grace Craig
Athletics	Northholm GS	Emily Jamgotchian	Hockey	Calrossy Anglican School	Emily Chaffey
Athletics	Newcastle GS	Sabrina Kliousis	Hockey	Hunter Valley GS	Neve Dibley
Athletics	Lakes GS	Bethany Kranendonk	Hockey	Hunter Valley GS	Astra Johnson
Athletics	St Lukes GS	Richard Ledger	Hockey	Pittwater House	Lexie Pickering
Athletics	St Phillips CC N	Stephen Lott	Hockey	Hunter Valley GS	Madeleine Russell
Athletics	Pittwater House	Lachlan Martin	Hockey	The Illawarra GS	Claire Smallhorne
Athletics	Hunter Valley GS	Askil Mathias	Hockey	Kinross Wolaroi School	Ally Thurn
Athletics	Avondale	Dylan Matthes	Rugby League	Wollondilly Anglican College	Tom Angel
Athletics	Central Coast AS	Jaylen Maua	Rugby League	The Scots School Bathurst	Ned Dawson
Athletics	Shellharbour AC	Olivia-Rose McEwan	Softball	Wollondilly AC	Ryan King
Athletics	Wollondilly AC	Marie-Luise Meier-Kapavale	Softball	Penrith Anglican College	Alexander Ruggeri
Athletics	Macquarie College	Nicholas Morgan	Softball	Nowra Anglican College	Andrew Pearson
Athletics	Macquarie College	Nicole Ogle	Softball	Penrith Anglican College	Patrick Beach
Athletics	Macarthur AS	Laura Perich	Softball	Broughton Anglican College	Ryan Semmens
Athletics	Redeemer BS	Caleb Tumai	Softball	The Hills Grammar School	Hunter White
Athletics	Shellharbour AC	Ruben Vermaak	Swimming	Northholm	Zac Attard
Athletics	St Peters AC	Rumer Williams	Swimming	St Phillips-G	Myles Bailey
Athletics	Hills AC	Myles Woods	Swimming	Calrossy	Kate Bolte
Athletics	Macarthur AS	Matilda Offord	Swimming	William Clarke	Nicole Cheung
Baseball	William Clarke College	Christopher Rofe	Swimming	The Illawarra Grammar	Kelsey Cresswell
Baseball	William Clarke College	Eadan McLeod	Swimming	Bishop Tyrrell	Maddison Elliott
Baseball	William Clarke College	Alessandro Minervini	Swimming	William Clarke	Brooke Irving
Baseball	William Clarke College	Matthew Martinson	Swimming	William Clarke	Joel Ivory
Baseball	Bishop Tyrrell	James Boeree	Tennis	All Saints College	Grace Schumacher
Baseball	Rouse Hill Anglican	Dylan Mitchell	Tennis	International FS	Teodora Jovic
Basketball	Hunter Valley GS	Bianca Green	Tennis	McDonald College	Anastasia Berezov
Basketball	Georges River Grammar	Tasmyn Haynes	Tennis	International FS	Rhys Searant
Cricket	Kinross Wolaroi School	Mckenzie Carr	Tennis	McDonald College	Nikita Volonski
Cricket	Penrith Anglican College	Mikayla Hinkley	Tennis	International FS	Matthew Ellis
Cricket	St Philip's Christian College G	Isabella Fitzgibbon	Tennis	The McDonald College	Ethan Lye
Cricket	Calrossy Anglican School	Jessica Davidson	Tennis	Broughton AC	Connor Johnson
Cricket	Kinross Wolaroi School	Phoebe Litchfield	Touch Football	Hunter Valley GS	Brittany Carroll
Cricket	SEDA College	Georgia Reid	Touch Football	The Scots School Bathurst	Madeleine Ogilvy
Cricket	SEDA College	Yardley Polsen	Touch Football	Reddam House (Years 10-12)	Kiarna Dymock
Cross Country	Newcastle GS	Caleb Agostino-Morrow	Touch Football	Rouse Hill Anglican College	Caitlin Rogers
Cross Country	Arden	Ella Cliff	Touch Football	Reddam House (Years 10-12)	Kristy Wachman
Cross Country	St Phillips N	Liam Cromarty	Touch Football	St Philip's Christian College, PS	Jordan Pritchett
Cross Country	William Clarke	Thomas Driscoll	Touch Football	Georges River Grammar	Connor Wilkinson



Cross Country	Sapphire Coast AC	Olivia Dummett	Touch Football	Rouse Hill Anglican College	Travis Osborne
Cross Country	International Football School	Matt Ellis	Triathlon	Macarthur Anglican School	Matilda Offord
Cross Country	Shellharbour AC	Dylan Holland	Triathlon	Kinross Wolaroi School	Connor Whiteley
Cross Country	Northholm GS	Emily Jamgotchian	Triathlon	Kinross Wolaroi School	Georgia Booth
Cross Country	Heritage College S	Diana Kibasomba	Triathlon	Newcastle Grammar School	Laura Flack
Cross Country	Hunter Valley GS	Kristina O'Brien	Triathlon	Kinross Wolaroi School	Bailey Kelly
Cross Country	The Illawarra GS	Elizabeth Martin	Volleyball	Kinross Wolaroi School	Connor Whiteley
Cross Country	Macarthur AS	Matilda Offord	Volleyball	Hunter Valley GS	Lilyanya Fraczek
Cross Country	Macquarie College	Nicole Ogle	Volleyball	Hunter Valley GS	Molly Wallace
Cross Country	Macarthur AS	Emmanuel Peditis	Volleyball	Penrith AG	Mikayla Hinkley
Cross Country	International Football School	Rhys Searant	Volleyball	International GS	Tess Brewer
Cross Country	St Philips N	Isaac Weston	Volleyball	International GS	Kalina Kenney
Cross Country	Kinross Wolaroi	Connor Whiteley	Volleyball	International GS	Polly Pulham
Cross Country	Moriah College	Eliza Woods	Volleyball	International GS	Georgie Pulham
			Water Polo	Central Coast AS	Isabella Faulder

**CIS Awards – 2016 Awards Night
(for 2015 Sport)
Medallions**

Team Member	School	Sport
Tim Blowes	Arden Anglican School	Cross Country
Justin McLean	Arden Anglican School	Swimming
Jack Ferris	Arndell Anglican College	Triathlon
Joshua Ferris	Arndell Anglican College	Triathlon
Maddison Elliott	Bishop Tyrrell Anglican College	Swimming
Alan Paradzik	Broughton Anglican College	Swimming
Emma Klasen	Calrossy Anglican School	Athletics
Emily Chaffey	Calrossy Anglican School	Hockey
Jeremy Blakely	Calrossy Anglican School	Hockey
Elizajane Loader	Central Coast Adventist School	Basketball
Maddison Thacker	Central Coast Adventist School	Basketball Referee
Cooper Woolley	Central Coast Adventist School	Swimming
Kate Richards	Central Coast Adventist School	Swimming
Abby Neki	Georges River Grammar	Swimming
Alexandra Van Dyke	Hills Adventist College	Swimming
Jamie Parker	Hunter Valley Grammar School	Swimming
Connor Whiteley	Kinross Wolaroi School	Triathlon
Darian Quadrio	Korowal School	Swimming
Sarah Keenahan	Korowal School	Swimming
Bethany Kranendonk	Lakes Grammar - An Anglican School	Athletics
Tyler Jones	Lakes Grammar - An Anglican School	Swimming
Matilda Offord	Macarthur Anglican School	Cross Country
Lachlan Roberts	Macarthur Anglican School	Football
Georgina Seton	Macarthur Anglican School	Swimming
Kendall Williams	Macquarie College	Swimming
Ryan Blumberg	Moriah College	Football
Lorcan Redmond	Newcastle Grammar School	Athletics
Lorcan Redmond	Newcastle Grammar School	Cross Country
Caleb Agostino-Morrow	Newcastle Grammar School	Triathlon
Jordan Glover	Northholm Grammar School	Athletics
Emily Jamgotchian	Northholm Grammar School	Triathlon
Callum McKay	Nowra Anglican College	Hockey
Mikayla Hinkley	Penrith Anglican College	Cricket
Jade Sweeney	Penrith Anglican College	Diving
Brooke Stewart	Penrith Anglican College	Netball Umpire
George Firth	Pittwater House	Football
Jack Pickering	Pittwater House	Hockey
Jack Pickering	Pittwater House	Hockey
Pia Lenarduzzi	Pittwater House	Swimming
Harry Shaw	Pittwater House	Water Polo
Gerhardt Smith	Rouse Hill Anglican College	Swimming
Olivia-Rose McEwan	Shellharbour Anglican College	Athletics
Stefanie Hall	Shellharbour Anglican College	Golf



Joe Begbie	St Columba Anglican School	Triathlon
Cordell Isherwood	St Luke's Grammar School	Swimming
Ben Dawtrey	St Luke's Grammar School	Triathlon
Catriona Henderson	St Luke's Grammar School	Triathlon
Rumer Williams	St Peter's Anglican College	Athletics
Zayne Morphew-Watson	St Philip's Christian College	Swimming
Lorcan Redmond	St Philip's Christian College	Triathlon
Johan Briedenhann	St Philip's Christian College, Cessnock	Swimming
Isabella Fitzgibbon	St Philip's Christian College, Gosford	Cricket
Myles Bailey	St Philip's Christian College, Gosford	Swimming
Ethan Tegel	The Hills Grammar School	Athletics
Julie Charlton	The Hills Grammar School	Athletics
Ben Robins	The Hills Grammar School	Swimming
Felicity Chan	The Hills Grammar School	Swimming
Maudie Skyring	The Illawarra Grammar School	Cross Country
Lachlan Scott	The Illawarra Grammar School	Football
Ethan Dorrian	The Illawarra Grammar School	Swimming
James Peatling	William Clarke College	AFL
Hannah Tam	William Clarke College	Diving
Erin Pridmore	William Clarke College	Football
Sienna McDonald	William Clarke College	Swimming
Madison Hayward	William Clarke College	Triathlon
Matthew Rofe	William Clarke College	Triathlon
Kye Madden	Wollondilly Anglican College	Rugby League

**CIS Higher Awards
Blues and Blue Bars**

	School (Team Member)	Sport (Member)	Award
Maddison Elliott	Bishop Tyrrell Anglican College	Swimming	Blue - Honours
Jeremy Blakely	Calrossy Anglican	Hockey	Blue - Honours
Elizajane Loader	Central Coast Adventist School	Basketball	Blue Bar
Maddison Thacker	Central Coast Adventist School	Basketball Referee	Blue Bar
Jamie Parker	Hunter Valley Grammar School	Swimming	Blue Bar Honours
Ryan Blumberg	Moriah College	Football	Blue - Honours
Harry Shaw	Pittwater House	Water Polo	Blue - Honours
Stefanie Hall	Shellharbour Anglican College	Golf	Blue - Honours
Isabella Fitzgibbon	St Philip's Christian College - Gosford	Cricket	Blue
Julie Charlton	The Hills Grammar School	Athletics	Blue
Erin Pridmore	William Clarke College	Football	Blue - Honours
Kye Madden	Wollondilly Anglican College	Rugby League	Blue - Honours



AICES Rising Star Grants

The AICES Rising Star Program is designed to support young people participating at the CIS level or higher as an athlete or official. AICES will award **up to** ten (10) Rising Star grants each school year. Achievements from Term 4 2015 until Term 3 2016 (inclusive) can be taken into consideration.

Criteria

In order to be eligible to apply for a AICES Rising Star Program grant students must meet the following criteria:

- Be an enrolled student at an AICES affiliated school in year 7 to 12
- Be participating in an AICES Sport as outlined on the AICES Website
- Be participating as an athlete, umpire or referee in the AICES Pathway:
 1. AICES Team playing at the All Schools Level or higher
 2. An individual athlete at an All Schools Event or higher
 3. Be a member of multiple CIS Teams

Amount

The base rate of each of the ten grants will be \$300

Students attending country schools will be eligible for an additional \$200.

Country schools are recognised as being members of the following AICES Sub Associations: HRIS, WAS and SASSA. The Illawarra Grammar School is also included in this group.

Applications

All applications must be submitted on the official AICES form and must:

1. Be lodged by the students school
2. Be verified by the Sports Co-ordinator of the students school
3. Be endorsed by the students school Principal

Selection Committee

The Committee will consist of the eight AICES Sub Association Convenors and the Executive Officer. Each will rank their top ten students which will then be compiled by the Executive Officer. The ten students with the highest tally will be awarded the grants.

Payment

Successful applicants will be sent a cheque in their name. So it can be appropriately recognised at their school, this cheque will be posted to the students Sports Co-ordinators in mid-September.

Name	Year	School	SWISSA	SASSA	CDSSA	ISD	NASSA	HRIS	WAS	HZSA	Total	Rank	Amount \$
Zac Attard	12	Northholm Grammar	9	6.5	N	5	7	10	N	9	47	1	\$300.00
Lorcan Redmond	10	Newcastle Grammar	7	8	O	6	6	8	O	10	45	2	\$500.00
Jade Sweeney	9	Penrith AC	10	5	V	7	3	6	V	7	38	3	\$300.00
Julie Charlton	11	Hills Grammar	4	9	O	8	4	5	O	6	36	4	\$300.00
Maddison Elliott	12	Bishop Tyrrell	8		T	10		9	T	8	35	5	\$500.00
Matilda Offord	11	Macarthur AS	3	10	E		10	4	E		27	6	\$300.00
Harry Shaw	12	Pittwater House	6	4	S		1	7	S	5	23	7	\$300.00
TOTAL												\$2,500.00	